



Leo Ding
President



Ning (Winston) Wen
President-Elect

Great Lakes Chapter

American Association of Physicists in Medicine

Brett Miller
Treasurer

Siamak Nejad-Davarani
Secretary

Chadd Smith
Representative

2020 GLC-AAPM Annual Meeting (virtual)

“Current and Emerging Challenges in the Field of Medical Physics, and Future Directions”

Wednesday, December 2nd, 5:00 pm – 9:00 pm EST

We invite all GLC members and friends to join us for the 2020 GLC-AAPM Annual Meeting to learn more about the current and emerging challenges and future directions in the field of Medical Physics!

[RSVP/Register Here](#)

Note: Please complete the following short survey by November 30th, 10 PM. The responses will be incorporated into Dr. Huyn’s talk entitled: *“MedPhys3.0: Smart Practice and the future of medical physics”*. The survey can be accessed by clicking [here](#).

Thanks to our sponsors for helping us continue to provide GLC-AAPM events!

Gold Sponsors



Invited Speakers



James Balter, Ph.D.
Associate Chair for Physics
Research
University of Michigan
Ann Arbor, MI



Lisa Benedetti
Clinical Physics Director
Beaumont Health
Royal Oak, MI



J. Daniel Bourland, Ph.D.
Radiation Physics and Dosimetry
Core Leader
Wake Forest University,
Winston-Salem, NC



Jay Burmeister, Ph.D.
Medical Physics Graduate
Programs Director
Wayne State University
Detroit, MI




Megan Hyun, Ph.D.
Assistant Professor
University of Nebraska Medical
Center
Omaha, NE



Terry Wu, Ph.D.
Chief Physicist
Willis-Knighton Cancer Center
Shreveport, LA


Moderators



Xuanfeng (Leo) Ding, Ph.D.
Lead Medical Physicist
Proton Beam Therapy
William Beaumont Health System
Royal Oak, MI



Brett Miller
Chief Medical Physicist
Henry Ford Macomb Hospital
Clinton Township, MI



Ning (Winston) Wen, Ph.D.
Clinical Physics Director
Radiation Oncology
Henry Ford Health System
Detroit, MI

2020 GLC-AAPM Annual Meeting

Wednesday, December 2nd, 5:00 pm – 9:00 pm EST

5:00 pm	<i>Welcoming remarks</i>	Winston Wen, Ph.D. GLC-AAPM President-Elect
5:10 pm	<i>Medical Physics: Perspectives for the Future</i>	J. Daniel Bourland, Ph.D. Moderator: Xuanfeng (Leo) Ding, Ph.D.
5:50 pm	<i>Gold sponsor presentation: Sun Nuclear</i>	
5:55 pm	<i>The impact of CMS' Radiation Oncology (RO) Model in the clinical operation and medical physics</i>	Terry Wu, Ph.D. Moderator: Xuanfeng (Leo) Ding, Ph.D.
6:35 pm	<i>Gold sponsor presentation: Varian</i>	
6:40 pm	<i>Gold sponsor presentation: Macromedics</i>	
6:45 pm	<i>MedPhys3.0: Smart Practice and the future of medical physics</i>	Megan Hyun, Ph.D. Moderator: Winston Wen, Ph.D.
7:25 pm	<i>Gold sponsor presentation: RaySearch</i>	
7:30 pm	<i>Gold sponsor presentation: MIM</i>	
7:35 pm	<i>Round table discussion: Challenges and changes of medical physics practice in the era of pandemic</i> <u>Introduction:</u> <u>Clinical Aspect:</u> <u>Research Aspect:</u> <u>Educational Aspect:</u> <u>Q &A</u>	Xuanfeng (Leo) Ding, Ph.D. Lisa Benedetti, M.S. James Balter, Ph.D. Jay Burmeister, Ph.D. Moderator: Brett Miller, M.S.
8:20 pm	<i>Closing remarks</i>	Xuanfeng (Leo) Ding, Ph.D. GLC-AAPM President

Gold Sponsors



Double and Single Shell Positioning System for SRS treatments

Over 35,000 patients treated



DSPS®
Patent No:
US 10,391,332 B2

- Also available as:
Double Shell Prone
- Sub-millimetre accuracy
- Non Shrink - Non Stick
- Patented Occipital Thermoplastic
- Patient comfort is patient control

Deborah Burton R.T.(R)(T) CMD
Managing Director
D.Burton@Macromedics.com

MacroMedics USA
6000 Pelham Rd
Greenville SC 29615
1-833-FOR-DSPS



macromedics

SOLUTIONS IN RADIOTHERAPY

www.macromedics.com


At home. On site. **In sync.**

SunCHECK™ enables complete, collaborative **remote QA coverage** for COVID-19 & beyond.

Click to explore:

- Advantages of a centralized Patient & Machine QA solution
- How SunCHECK eased the transition to remote work for users worldwide
- Three new ways we're simplifying Platform adoption

Go to: sunnuclear.com/getprepared



The more efficient, flexible, personal
& intelligent way to outsmart cancer.

With Ethos[™] therapy, you can adapt treatment plans daily while transforming your cancer fight completely.

Ethos therapy is our AI-driven holistic solution that lets you choose the most appropriate treatment option based on daily changes in patient anatomy. It also delivers an entire adaptive treatment in a typical 15-minute timeslot, from setup through delivery. Redefine how you fight cancer—experience Ethos therapy at varian.com/ethos today.

Safety Information: Radiation may cause side effects and may not be appropriate for all cancers.
© 2020 Varian Medical Systems, Inc. Varian is a registered trademark of Varian Medical Systems, Inc.

varian

ETHOS[™]



RayStation

TREATMENT PLANNING THE WAY IT SHOULD BE

RayStation has been designed with your needs and workflow clearly in mind. The intuitive interface makes it a joy to use, however complex the workflow. With ultrafast computation speed and groundbreaking features such as multi-criteria optimization and 4D adaptive radiation therapy, RayStation will revolutionize your planning process.

- Support for all modalities, 3D-CRT, IMRT, VMAT, Tomo and Electrons, Proton planning
- Robust optimization for all treatment techniques
- Real-time evaluation of clinical trade-offs with multi-criteria optimization
- Full support for adaptive with deformable registration, dose tracking and re-planning
- Flexibility beyond the standard user interface via scripting
- Automated planning tools with plan generation protocols, fallback and automated breast planning
- Generate personalized treatment plans in minutes with machine learning*

*Subject to regulatory clearance in some markets.



RayCare

THE NEXT-GENERATION OIS

RayCare will respond to the demand from clinics for a more user-friendly and workflow-oriented information system that can support the future of cancer treatment.

- Comprehensive cancer care
- Active oncology workflow engine
- Schedule and resource optimization
- Seamless integration with RayStation
- Designed for adaptive therapy
- Tumor board management*
- Machine learning system*
- Built for connectivity
- Resilient and scalable architecture



How Confident are you that your Peer Review Process is Effective?

Many of the problems clinicians face, and some they may not be aware of, tie directly to the processes and systems in place for case preparation and review efforts.

45% of Problematic Plans Not Detected in Typical Peer Review*

A 2019 study¹ presented at ASTRO shows that problematic treatment plans often slip through typical chart rounds peer review.

How many errors slip through your peer review process?

Time Constraints and Compromises*

Clinicians deal with time constraints and are forced to make compromises when preparing cases for peer review. Insufficient preparation exacerbates existing inefficiencies during the review process, leading to problematic plans not being detected.

Most Clinics Lack Standardized Documentation

Many clinics struggle when documenting peer review results and are unable to capture structured data. Quality documentation is becoming increasingly important for both process improvement and practice accreditation such as ASTRO APEX².

Review More, Prepare Less with [MIM Harmony™](#)

1. Talcott, W.J. & Lincoln, H. & Kelly, J.R. & Tressel, L. & Wilson, L.D. & Decker, R.H. & Evans, Suzanne. (2019). A Blinded, Prospective Study of Problematic Plan Detection During Physician Chart Rounds. *International Journal of Radiation Oncology*Biophysics*. 105. S23-S24. 10.1016/j.ijrobp.2019.06.425.

2. More information on ASTRO accreditation at <https://www.astro.org/Daily-Practice/Accreditation>



To learn more, scan the QR code or click here to [visit us on the web](#)

MIM Software Inc. • 25800 Science Park Drive - Suite 180, Cleveland, Ohio 44122 • 866-421-2536

© 2020 MIM Software Inc. • All Rights Reserved • TD906 – 8 Sep 2020

