

Michael Mills, PhD, MSPH, PhD₂ – 2B (in Health Management)
Program Director, CAMPEP Therapy Physics Program
University of Louisville

PROGRAM ADMINISTRATION

**THIS SHOULD BE A HELPFUL
TALK - BUT YOU MAY
HATE ME AT THE END!**

Topics to Cover:

- Supply and Demand for Radiation Oncology Physicists 2009 – 2020
- Structure of the Program and the role of the Program Director
- Records Required to Administrate the Program and Available for Review
- Example of a Software Tool to Administrate a Therapy Residency Program
- Support for Administrating a Program within a changing Healthcare Financing Environment

What are the Components of the Problem?

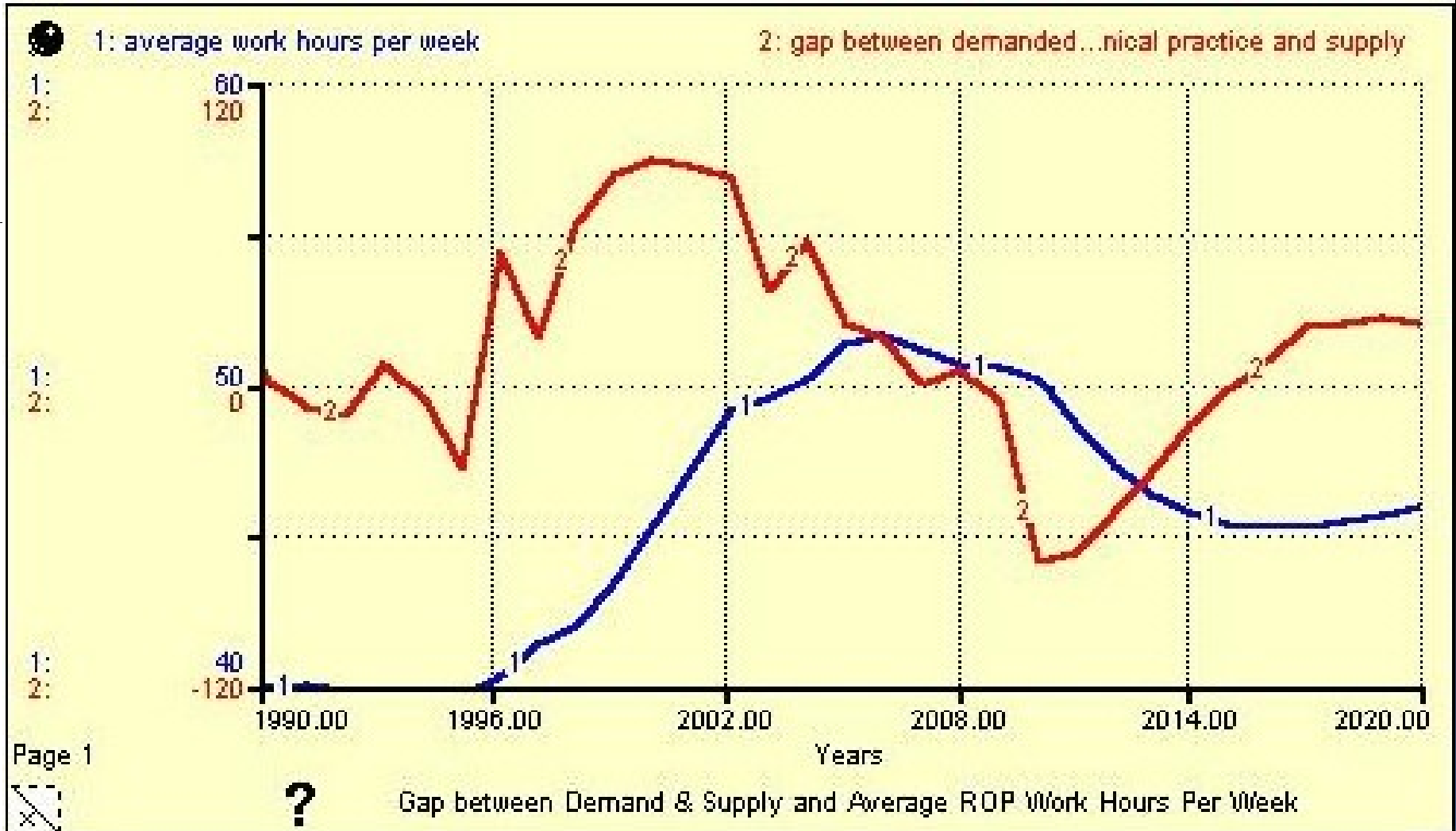
- Radiation Oncology Physicists (ROPs) face three major issues between 2009 and 2020:
 - The rate of retirement of ROPs will more than double as the baby boomers retire
 - Cancer incidence grows at ~2% per year, leading to an increase of ~30% by 2020
 - In 2014, ROPs must graduate from a residency program accredited by the Commission for the Accreditation of Medical Physics Education Programs (CAMPEP)

Demand/Supply Model

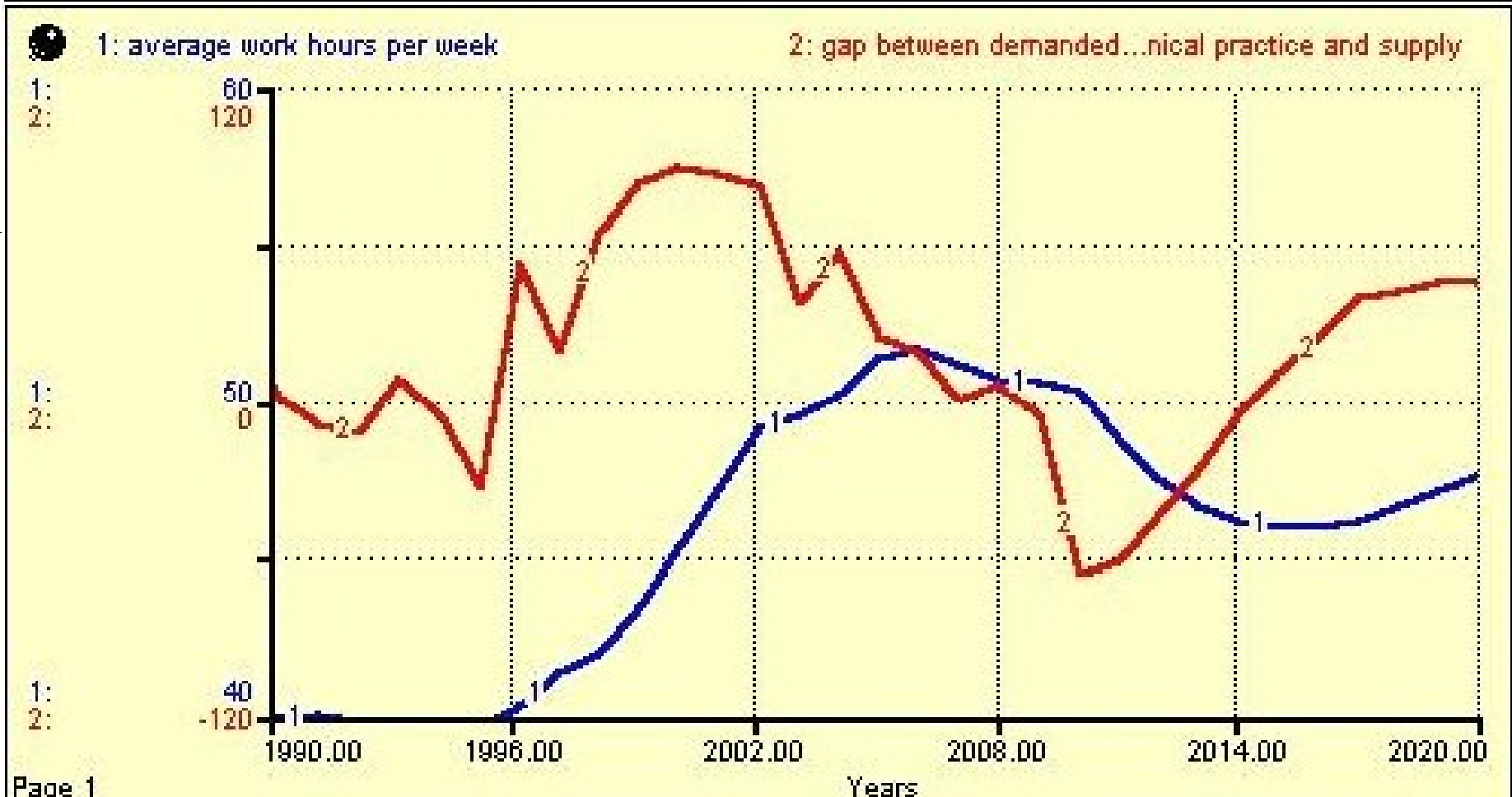
Acknowledgements and Features

- John F. Heinbokel, Ph.D., P. Jeffrey Potash, Ph.D., Center of Interdisciplinary Excellence in System Dynamics, Burlington, VT
- Model is based on the prevalence of cancer patients treated with radiation oncology, the number of cancer patients managed by an ROP (Abt), the number of ROPs in the field (AAPM), the number entering the profession (ABR), the number exiting through retirement and other reasons (AAPM)

What about 2009 – 2020? If we have 175 CAMPEP slots



What about 2009 - 2020? If we have 150 CAMPEP slots



Gap between Demand & Supply and Average ROP Work Hours Per Week

What about 2014 - 2020? If we have 125 CAMPEP slots



What about 2014 - 2020? If we have 100 CAMPEP slots



How many physicists must we train?

- Current number of CAMPEP Residents must increase from 25 to a minimum of 125 per year by 2020; 100 will not work!
- A more comfortable number would be 175
- We will not provide this manpower through academic residencies alone – we must develop distributed residency programs to meet the need!
- If we are unable to make enough ROPs, and the work week spirals out of control:
 - Will more medical physicists retire or leave the profession?
 - Will this impact patient care negatively?

Foreigners Cut Long-Term Securities Purchases

\$ Millions

\$900,000
\$800,000
\$700,000
\$600,000
\$500,000
\$400,000
\$300,000
\$200,000
\$100,000
\$0
-\$100,000

— Net Foreign Acquisition of Long-Term Securities 12 Month Total



Copyright Bud Conrad Casey Research 2009

Source: U.S. Treasury TIC Report
<http://www.ustreas.gov/tic/ticpress.shtml#1>

1979-Jun

1984-Jun

1989-Jun

1994-Jun

1999-Jun

2004-Jun

2009-Jun



Structure within the Hospital or Medical Center

- The institution sponsoring the program of clinical training in radiation oncology physics should provide administrative support in terms of budget and space in addition to clinical and educational resources
- Adequate conference room and audiovisual facilities should be provided
- **Commitment to long-term funding of the program is essential – more so now than ever!**

Structure within the Hospital or Medical Center

- Who owns and/or provides the equipment?
- Who employs the physicists and residents?
- To whom does the program report administratively?
- What other associated training programs exist at this facility?
- What internal oversight mechanisms are present?

Role of the Program Director

- The program director is responsible for the whole of the radiation oncology physics training program. The program director:
 - (1) Must contribute sufficient time to the program to ensure adequate direction
 - (2) Is responsible for program organization and direction as well as instruction and supervision of physics residents
 - (3) Must arrange for the provision of adequate facilities, teaching staff, clinical resources, and educational resources
 - (4) Is responsible for the recruitment and appointment of physics residents and must ensure that the appointed residents meet the eligibility requirements
 - (5) Is responsible for ensuring the resident is making satisfactory progress, and for providing appropriate disciplinary action should this not be the case

Role of the Program Director

- The qualifications of the program director are as follows:
- (1) Must be certified in radiation oncology physics by an appropriate certifying board
- (2) Must have at least 7 years of full-time experience as a qualified medical physicist practicing in radiation oncology physics
- (3) Must be a full-time staff member, qualified in and practicing radiation oncology physics at the training facility.

Committees and Meetings

- Physics Residency Committee
 - Resident recruitment
 - Admission recommendations
 - Monitor physics resident's progress
 - Training curriculum
 - Orientation program
 - Committee meetings
 - Oral and written exams
 - Program review
- Internal Review Committee
 - Made up of appropriate individuals qualified to review the program
 - Meets periodically – once every 3-5 years

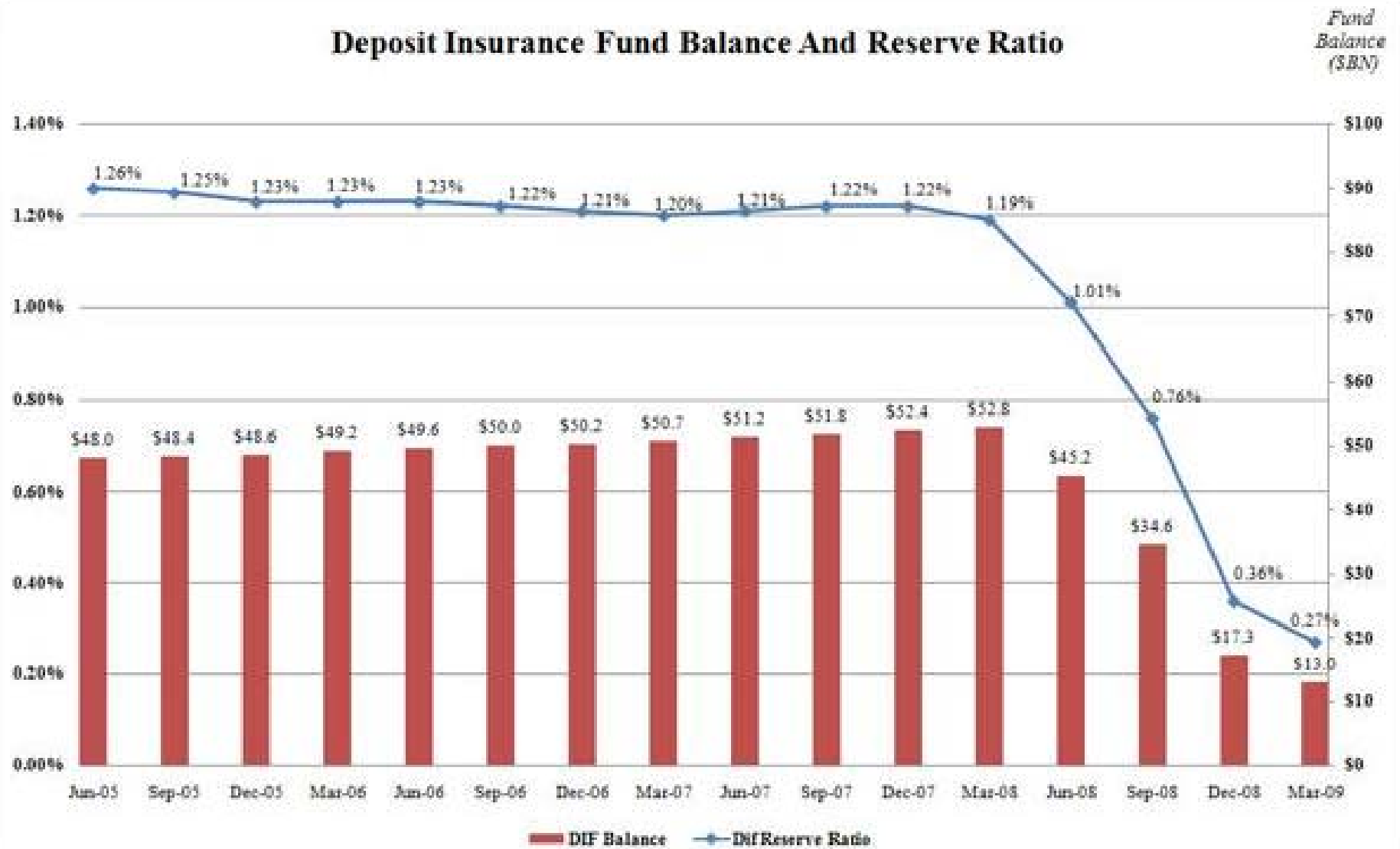
Records Available for Review

- Conferences – not graded, attendance and/or participation required
- Competencies – graded when performed
- Coursework:
 - Short courses without grades
 - Short courses with grades
 - Traditional courses with tests and a final examination
 - Non-traditional courses without testing
 - On-line training
 - Vendor training

Complexity

- A competency may be associated with a course
- A competency may be associated with a conference
- A course may be associated with a conference
- Any of these may be associated with specific mentors, patients, or machines
- Each event type, the associations, the mentors, the patients and the equipment must be captured on an ongoing basis to provide proper documentation for a residency program
- This is an onerous task!

Deposit Insurance Fund Balance And Reserve Ratio



Typhon Group Software

- Is based in New Orleans
- Has been in the business for 12 years
- Has over 20,000 students active students
- **Is Web-Based!**
- Has modules for Nurse practitioner, Nurse anesthetist, Dental Hygienist, Physician's Assistant and Allied Health Professional training programs
- Allied Health Module is appropriate for a Medical Physics Residency



AHST™

Allied Health Student Tracking

Administration Login

Facility Number:
Administration Password:

Log In

This area is for administrators only. All students should login at:

[Data Entry Login](#)



[Suggested Browser Settings](#)



Facility: University of Louisville SOM - Radiation Oncology (Facility #9025)

Michael D. Mills, PhD is logged in. [Log Out](#)

1 Setup

- [School/Administrator Information](#)
- [System Options](#)
- [Student Logins](#)
- [Sub-Administrator Logins](#)
- [Evaluation & Survey Instrument](#)
- [Scheduling System](#) ^{NEW!}

2 Manage Live Data

- [View Live Data Statistics](#)
- [Lock/Unlock Student Case Logs](#)
- [Bulk Edit Case Log Data](#)

3 Reports

- [Student Report Menu](#)
- [Archived Data](#) (No students archived)
- [View Overall Account Statistics](#)

? Help

- [Administration Help & Instructions](#)
- [Student In-Service Guidelines](#)

[Scheduling System Updates: Sept. 2008](#)



Go To...

Please edit your information as necessary and press "Save Data" when done:

▶ = REQUIRED

▶ School/Facility Name: University of Louisville SOM - Radiation Oncology [Shows in the black banner above]

▶ Address 1: 529 South Jackson St

Address 2: James Graham Brown Cancer Center

▶ City: Louisville

▶ State: KY

▶ Zip/Postal Code: 40202

▶ Country: United States

Time Zone: Eastern (ET) [Used for display of server time stamps; auto adjusts DST]

▶ Main Contact: Michael D. Mills, PhD [Person that students will contact with questions]

Contact Title: Chief of Physics

Department: Radiation Oncology

▶ Phone: 502-561-2700

Extension:

▶ Fax: 502-561-2709

▶ E-mail: mdmill03@gwise.louisville.edu

Secondary Contact/Assistant: Bonnie Ratcliffe

Secondary Phone #: 502-561-2705

Secondary E-mail: bjrato01@louisville.edu

▶ New Administration Password (6-12 char):

▶ Confirm New Administration Password:

The people that supervise my students in the clinical setting are called:
Faculty/Preceptors

Default Payment Type for Student Fees: SCHOOL will pay STUDENT will pay

This choice only relates to the one-time \$75 per student fee to access the system.
The default choice will be pre-selected when you add students to the system.
You can override the default choice if necessary.

Save Data Cancel



Facility: University of Louisville SOM - Radiation Oncology (Facility #9025)

Michael D. Mills, PhD is logged in. [Log Out](#)

Go To...

Clinical Site List

This page allows you to build a drop-down list of clinical sites that students will pick from. It also allows you to track other information related to each clinical site. The status column shows whether you have assigned a site as being [A]ctive, [I]nactive, or [H]idden. The number in parenthesis will let you know how many times the site is being used in the student case logs. You can not delete a site if it is currently being used in the database. However, you can make the site inactive and once the students who are still using the site have been deleted from the system, you will be able to delete the site altogether. Click on a column heading to sort by that column.

- [Add a Clinical Site](#)
- [Export this list to Excel](#)
- [Directory Settings](#)
- [Customize Fields](#)

Options	Status	Clinical Site Name	Abbr	Contact	Phone	Alt. Phone	Fax	Address	City	State	Zip	Contract Expiration	Last Site Visit	De
Edit	A (292)	James Graham Brown Cancer Center	BCC	Michael D. Mills, PhD	502-561-2700	502-544-9879	502-561-2709	529 South Jackson Street	Louisville	KY	40202			

How this list looks to students:

Clinical Site: -- Select One --



Facility: University of Louisville SOM - Radiation Oncology (Facility #9025)

Michael D. Mills, PhD is logged in. [Log Out](#)

Go To...

Faculty/Preceptor List

This page allows you to build a drop-down list of the people that supervise students at clinical sites. It also allows you to track other information related to each person. The status column shows whether you have assigned a person as being [A]ctive, [I]nactive, or [H]idden. The number in parenthesis will let you know how many times the person is being used in the student case logs. You can not delete a person if they are currently being used in the database. However, you can make the person Inactive and once the students who are still using the person have been deleted from the system, you will be able to delete the person altogether. Click on a column heading to sort by that column.

OPTIONS:
 Edit - Click to edit the person's information.
 Del - Click to delete the person. Only available if the person is not being referenced in student case logs.
 SLAP (Send Login And Password) - Click to have the system automatically send the person an e-mail with their login and password information so they can login to the EASI System. You can customize the first paragraph of this e-mail, if desired. This feature will only provide access to the EASI System, not to the main student tracking system, and is only available if you have entered an e-mail and password for that person.
 (Example of a SLAP E-mail) (Customize SLAP E-mail)

[Add a Faculty/Preceptor](#) [Export this list to Excel](#) [Directory Settings](#) [Customize Fields](#)

Options	Status	Name	Credentials	Specialty	Board Cert?	Practice/ Group Name	Phone	Alt. Phone	Fax	Address	City	State
Edit / SLAP	A (4)	Achino, Elizabeth	CMD	Medical Dosimetry	Yes	BCC Radiation Oncology	502-562-4888	502-562-4889		529 South Jackson Street	Louisville	KY
Edit / SLAP	A (2)	Brown, Mellonie	CMD	Medical Dosimetry	Yes	BCC Radiation Oncology	502-562-4656	502-321-5751		529 South Jackson Street	Louisville	KY
Edit / SLAP	A (4)	Gavin, John	CMD	Medical Dosimetry	Yes	BCC Radiation Oncology	502-562-4888	502-562-4889		529 South Jackson Street	Louisville	KY
Edit / SLAP	A (1)	Guan, Tim	PhD	Radiation Oncology Physics	Yes	University Radiotherapy Associates	502-561-7332	502-561-2700	502-561-2709	529 South Jackson Street	Louisville	KY
Edit / SLAP	A (11)	Handley, Joel	MS	Radiation Oncology Physics	No	University Radiotherapy Associates	502-561-2700	502-562-4659	502-561-2709	529 South Jackson Street	Louisville	KY
Edit / SLAP	A (18)	James, Joshua	MS	Radiation Oncology Physics	No	University Radiotherapy Associates	502-561-2700	502-562-4659	502-561-2709	529 South Jackson Street	Louisville	KY
Edit / SLAP	A (224)	Mills, Michael D.	PhD, MSPH	Radiation Oncology Physics	Yes	University Radiotherapy Associates	502-561-2700	502-544-9879	502-561-2709	529 South Jackson Street	Louisville	KY
Edit / SLAP	A (1)	Osborne, Lynn	CMD	Medical Dosimetry	Yes	BCC Radiation Oncology	502-562-4888	506-562-4889		529 South Jackson Street	Louisville	KY
Edit / SLAP	A (5)	Sowards, Keith	MS	Radiation Oncology Physics	Yes	University Radiotherapy Associates	502-561-2700	502-562-4659	502-561-2709	529 South Jackson Street	Louisville	KY
Edit / Del / SLAP	A (0)	Travers, Tom	CMD	Medical Dosimetry	Yes	BCC Radiation Oncology	502-562-4888	502-562-4889		529 South Jackson Street	Louisville	KY
Edit / SLAP	A (5)	Wilson, David L	MS	Radiation Oncology Physics	Yes	University Radiotherapy Associates	502-561-7331	502-561-2700	502-561-2709	529 South Jackson Street	Louisville	KY
Edit / SLAP	A (17)	Zacarias, Albert	PhD	Radiation Oncology Physics	Yes	University Radiotherapy Associates	502-561-2700	502-562-4659	502-561-2709	529 South Jackson Street	Louisville	Ky

How this list looks to students:
 Faculty/Preceptor: -- Select One --



Facility: University of Louisville SOM - Radiation Oncology (Facility #9025)

Michael D. Mills, PhD is logged in. [Log Out](#)

Go To... [Dropdown]

Each student who will enter data into the system should have a login/password combination. Logins only grant students access to enter the Data Entry Section of the system. They will not have access to the Administration Section. To add a student, click "Add New Student" below. If you have many students to add, use the "Bulk Add New Students" feature to add up to ten at a time.

Use "Customize Fields & Message" to add additional fields, customize your expiration or completion dates, or edit the student message.

OPTIONS:

Edit - Click to edit the student's information.

SLAP (Send Login And Password) - Click to have the system automatically send the student an e-mail with their login and password information. You can customize the first paragraph of this e-mail, if desired.

([Example of a SLAP E-mail](#)) ([Customize SLAP E-mail](#))

Arch - Click to archive a student after they graduate. You will only see this option once their graduation month has passed.

Del - Click to delete the student and their data from the system. You cannot delete your "Sample Student."

NOTE: Students will automatically be deleted from the system on the third anniversary of their graduation.

If you've uploaded a student's photo from the "Edit" screen, you'll see this icon next to the student's name. Pass your mouse over the icon to view the student's photo. This photo-view functionality will also appear in various reports next to the student's name.

EXPIRATION DATES:

Black text - Not expiring in the next 65 days.

Red text - Due to expire in the next 65 days. Student is seeing a warning on their main menu.

Red text with ~~strikethrough~~ - Already expired. Student is seeing a warning on their main menu.

Student Data Entry Logins

[Add New Student](#) [Bulk Add New Students](#) [Export to Excel](#) [Customize Fields & Message](#)

Options	Student Name	Login	Student Code #	Grad Class	Group	Current Default Faculty/Preceptor	Last Login (ET)	CPR Training Completion	TB Test Expiration
Edit / SLAP / Del	Dikeman, Kate	Dikeman	1150	06/10	General	Mills, Michael D.	10/22/2008 11:50:03 AM		
Edit / SLAP / Del	Steger, Theodore R	Steger	1149	05/09	General	Mills, Michael D.	10/21/2008 10:24:02 AM	9/30/2007	3/1/2009
Edit / SLAP	Student, Sample	student	1148	Sample	General	Achino, Elizabeth	8/19/2008 7:36:56 PM		

To enter/edit patient data, log out of the administrative section and log in to the data entry section using your sample student's login and password as assigned above.

Options	Course Name	Required Hours
Edit / Del (0)	Anatomy and Technique	10
Edit (1)	Board Preparation	20
Edit (219)	Core Curriculum (Clinical)	40
Edit (6)	Health Physics Operations	20
Edit / Del (0)	Journal Club	10
Edit (28)	Machine QA / Acceptance / Commissioning	20
Edit / Del (0)	Medical Ethics History and Current Perspectives	2
Edit / Del (0)	Multi-Modality	10
Edit (5)	Observation of Patient Simulations and Treatment	40
Edit / Del (0)	Orientation - Brachytherapy Laboratory	2
Edit / Del (0)	Orientation - Brachytherapy Overview	2
Edit / Del (0)	Orientation - Dosimetry Operations	1
Edit / Del (0)	Orientation - External Beam - Conventional	2
Edit / Del (0)	Orientation - External Beam - Hand Calculations	2
Edit / Del (0)	Orientation - External Beam - IMRT / IGRT	2
Edit / Del (0)	Orientation - IGRT Laboratory - Dosimetry - DQA	2
Edit / Del (0)	Orientation - Machine Safety - Engineering	1
Edit / Del (0)	Orientation - QA in ARIA	2
Edit / Del (0)	Orientation - Rad Onc Standards & Nomenclature	2
Edit / Del (0)	Orientation - Radiation Biology in Rad Onc	2
Edit / Del (0)	Orientation - Radiation Oncology Quality Assurance	2
Edit / Del (0)	Orientation - Radiation Safety	2
Edit / Del (0)	Orientation - Radiation Safety Laboratory	2
Edit / Del (0)	Orientation - RTT and Dosimetry Programs	1
Edit / Del (0)	Radiation Biology / Radiobiology Review	40
Edit / Del (0)	Radiation Oncology Physics I - Khan Rad Onc	40
Edit / Del (0)	Radiation Oncology Physics II - Imaging, Nuc Med	20
Edit / Del (0)	Radiation Oncology Physics III - VanDyk Self Study	10
Edit / Del (0)	Radioactive Materials Shipping Training	2
Edit (33)	Stanford Dosimetry Training Tool	200
Edit / Del (0)	Statistics	10

How this list looks to students:

Course:

SECTION: Competency Categories

Modify your category names below. Each category can have up to 50 custom items which can be managed in

<i>OPTIONS:</i>	ON	CATEGORY
<input checked="" type="checkbox"/>	<input checked="" type="checkbox"/>	Ext Bm Treatment Planning, Verification
<input checked="" type="checkbox"/>	<input checked="" type="checkbox"/>	Brachy Treatment Planning, Verification
<input checked="" type="checkbox"/>	<input checked="" type="checkbox"/>	Room Shielding Design
<input checked="" type="checkbox"/>	<input checked="" type="checkbox"/>	Quality Assurance - Daily, Monthly
<input checked="" type="checkbox"/>	<input checked="" type="checkbox"/>	Annual Calibration - Clinical Equipment
<input checked="" type="checkbox"/>	<input checked="" type="checkbox"/>	TBI Photons, TSE Electrons
<input checked="" type="checkbox"/>	<input checked="" type="checkbox"/>	Intraoperative Electrons
<input checked="" type="checkbox"/>	<input checked="" type="checkbox"/>	Stereotactic Cranial, Body
<input checked="" type="checkbox"/>	<input checked="" type="checkbox"/>	IMRT / IGRT
<input checked="" type="checkbox"/>	<input checked="" type="checkbox"/>	Respiratory Gating
<input checked="" type="checkbox"/>	<input checked="" type="checkbox"/>	HDR / LDR Brachytherapy
<input checked="" type="checkbox"/>	<input checked="" type="checkbox"/>	Administrative and Professional Duties



Facility: University of Louisville SOM - Radiation Oncology (Facility #9025)

Michael D. Mills, PhD is logged in. [Log Out](#)

Go To...

Setup Competency List: Ext Bm Treatment Planning, Verification

You can add up to 50 custom items of your choosing, which will appear to the students with three checkboxes next to each, corresponding to **Observed**, **Assisted**, and **Done**. Items will automatically be sorted in alphabetical order when shown to the students. Each field can be turned on or off, and can be flagged as critical or not. Optionally, you can enter a "Minimum Required" number of cases where the student should actually perform the competency ("Assisted" or "Done"). Critical competencies will show as such on the student's data entry screen and can be filtered in the competency reports. You can edit and use any available slots, however, once an item has data collected for it, you cannot change, replace that item with a different item, or move that item around. The system will show non-changeable items in gray. If you need a gray item deleted altogether, please contact Typhon Group technical support.

ON	CRITICAL	COMPETENCY NAME	MINIMUM REQUIRED
<input checked="" type="checkbox"/>	<input checked="" type="checkbox"/>	1. Lung with off-cord	1
<input checked="" type="checkbox"/>	<input checked="" type="checkbox"/>	2. Breast	1
<input checked="" type="checkbox"/>	<input checked="" type="checkbox"/>	3. GU	1
<input checked="" type="checkbox"/>	<input checked="" type="checkbox"/>	4. GYN	1
<input checked="" type="checkbox"/>	<input checked="" type="checkbox"/>	5. GI	1
<input checked="" type="checkbox"/>	<input checked="" type="checkbox"/>	6. Head and Neck	1
<input checked="" type="checkbox"/>	<input checked="" type="checkbox"/>	7. Lymphoma	1
<input checked="" type="checkbox"/>	<input checked="" type="checkbox"/>	8. Melanoma	1
<input checked="" type="checkbox"/>	<input checked="" type="checkbox"/>	9. Pediatric	1
<input checked="" type="checkbox"/>	<input checked="" type="checkbox"/>	10. Sarcoma	1
<input checked="" type="checkbox"/>	<input checked="" type="checkbox"/>	11. Thoracic	1
<input checked="" type="checkbox"/>	<input checked="" type="checkbox"/>	12. Mantle Field by Hand	1
<input checked="" type="checkbox"/>	<input checked="" type="checkbox"/>	13. Mantle Field using 3-D System	1
<input checked="" type="checkbox"/>	<input checked="" type="checkbox"/>	14. Patient Diode Dosimetry	1
<input checked="" type="checkbox"/>	<input checked="" type="checkbox"/>	15. Patient TLD Dosimetry	1
<input checked="" type="checkbox"/>	<input checked="" type="checkbox"/>	16. Patient Film Dosimetry	1
<input checked="" type="checkbox"/>	<input checked="" type="checkbox"/>	17. Patient Cast and / or Mold	1
<input checked="" type="checkbox"/>	<input checked="" type="checkbox"/>	18. Custom Photon Cerrobend Block / Device	1
<input checked="" type="checkbox"/>	<input checked="" type="checkbox"/>	19. Custom Electron Cerrobend Block / Device	1
<input checked="" type="checkbox"/>	<input checked="" type="checkbox"/>	20. Participate in Conventional Patient Simulation	1
<input checked="" type="checkbox"/>	<input checked="" type="checkbox"/>	21. Participate in Virtual Patient Simulation	1
<input checked="" type="checkbox"/>	<input checked="" type="checkbox"/>	22. Participate in Image Acquisition/Fusion - CT - MRT	1
<input checked="" type="checkbox"/>	<input checked="" type="checkbox"/>	23. Participate in Image Acquisition/Fusion - CT - PET	1
<input checked="" type="checkbox"/>	<input checked="" type="checkbox"/>	24. Participate in Patient Simulation - Localization	1
<input checked="" type="checkbox"/>	<input checked="" type="checkbox"/>	25. Participate in Patient Simulation - Immobilization	1

ON	CRITICAL	COMPETENCY NAME	MINIMUM REQUIRED
<input checked="" type="checkbox"/>	<input checked="" type="checkbox"/>	26. MU Calculation - SSD - PDD	1
<input checked="" type="checkbox"/>	<input checked="" type="checkbox"/>	27. MU Calculation - SSD - TAR	1
<input checked="" type="checkbox"/>	<input checked="" type="checkbox"/>	28. MU Calculation - SSD - TMR	1
<input checked="" type="checkbox"/>	<input checked="" type="checkbox"/>	29. MU Calculation - SSD - TPR	1
<input checked="" type="checkbox"/>	<input checked="" type="checkbox"/>	30. MU Calculation - Photon Extended SSD	1
<input checked="" type="checkbox"/>	<input checked="" type="checkbox"/>	31. MU Calculation - Electron Extended SSD	1
<input checked="" type="checkbox"/>	<input checked="" type="checkbox"/>	32. MU Calculation - Off-axis points	1
<input checked="" type="checkbox"/>	<input checked="" type="checkbox"/>	33. MU Calculation - Photon Heterogeneity Correction	1
<input checked="" type="checkbox"/>	<input checked="" type="checkbox"/>	34. MU Calculation - Photon Asymmetric collimation	1
<input checked="" type="checkbox"/>	<input checked="" type="checkbox"/>	35. MU Calculation - Photon Enhanced Dynamic Wedge	1
<input checked="" type="checkbox"/>	<input checked="" type="checkbox"/>	36. Treatment Plan Verification	1
<input checked="" type="checkbox"/>	<input checked="" type="checkbox"/>	37. Treatment Record Verification (Written Chart)	1
<input checked="" type="checkbox"/>	<input checked="" type="checkbox"/>	38. Treatment Record Verification (Electronic Chart)	1
<input checked="" type="checkbox"/>	<input checked="" type="checkbox"/>	39. Patient Position (EPID)	1
<input checked="" type="checkbox"/>	<input checked="" type="checkbox"/>	40. Patient Position (Cone Beam CT)	1
<input checked="" type="checkbox"/>	<input checked="" type="checkbox"/>	41. Patient Position (MV CT)	1
<input checked="" type="checkbox"/>	<input checked="" type="checkbox"/>	42. Fetal Dose Calculation	1
<input checked="" type="checkbox"/>	<input checked="" type="checkbox"/>	43. Pacemaker Dose Calculation	1
<input checked="" type="checkbox"/>	<input checked="" type="checkbox"/>	44. Planning Workstation - Data Accept. Com. Review	1
<input checked="" type="checkbox"/>	<input checked="" type="checkbox"/>	45. Planning Workstation - Quality Assurance	1
<input checked="" type="checkbox"/>	<input checked="" type="checkbox"/>	46. Planning Workstation - Computer Algorithms Review	1
<input checked="" type="checkbox"/>	<input checked="" type="checkbox"/>	47. Patient Safety Review - Blocks, Couch, Accessories	1
<input checked="" type="checkbox"/>	<input checked="" type="checkbox"/>	48. Review Electrical, Ozone, Cerrobend Hazards	1
<input checked="" type="checkbox"/>	<input checked="" type="checkbox"/>	49. 4D-CT Simulation	1
<input type="checkbox"/>	<input type="checkbox"/>	50.	

[Save Data](#) [Cancel](#)



Go To...

Manage Saved EASI

Click column heading to sort by that column.

[Open ALL Surveys](#) | [Close ALL Surveys](#)

Current Folder:

[EASI Menu](#)

Open/Close	Survey Title (click title to preview)	Date Created	Edit	Options	Invite	Analyze	Clear	Delete
Closed	Course Grades	7/17/2008				0		
Open	Faculty/Preceptor Evaluation by Resident	7/2/2008				4		
Open	General Performance Evaluation	7/2/2008				9		
Open	Semester Evaluation	7/14/2008				2		

[EASI Menu](#)

Faculty/Preceptor Evaluation by Resident

Completed by the **Students**, regarding the **Clinical Supervisors**, answered on a **As needed** basis.
Before beginning an evaluation, the students will be asked to select which clinical supervisor they are evaluating.

1 Rotation Semester

--SELECT ONE--

(ANSWER REQUIRED)

2 Year

--SELECT ONE--

(ANSWER REQUIRED)

3 Mentor's ability to teach materials in objectives

Poor

Fair

Good

Excellent

Superior

(ANSWER REQUIRED)

4 Mentor's knowledge of material in objectives

Poor

Fair

Good

Excellent

Superior

(ANSWER REQUIRED)

5 Learning environment created by mentor

Poor

Fair

Good

Excellent

Superior

(ANSWER REQUIRED)

6 Effective and timely feedback regarding performance

Poor

Fair

Good

Excellent

Superior

(ANSWER REQUIRED)

7 Mentor's availability to assist the residents

Poor

Fair

Good

Excellent

Superior

(ANSWER REQUIRED)

8 Overall teaching ability

Poor

Fair

Good

Excellent

Superior

Done

Chart of the Day - www.chartoftheday.com

S&P 500 PE Ratio

The S&P 500 PE ratio peaks at record highs.





Go To...

1 CASE LOG REPORTS

- Case Log Totals (Graphical Portfolio)
- Case Log Totals (Spreadsheet of All)
- Case Log Totals (Monthly Spreadsheet)
- Case Log Totals (Faculty/Preceptor Spreadsheet)
- Printable Case Logs (Individual)
- Printable Case Logs (Bulk Export)
- Daily/Weekly Case List (Spreadsheet by Student)

2 COMPETENCY REPORTS

- Competency Totals
- Competency Totals (Spreadsheet by Category)

3 TIME REPORTS

- Time Logs (by Student)
- Time Log Totals (Spreadsheet of All)
- Clinical Hours Achieved (Courses per Student)
- Clinical Hours Achieved (Students per Course)

4 CONFERENCE REPORTS

- Clinical Conference Logs (by Student)
- Clinical Conference Log Totals (Spreadsheet of All)

5 CUSTOM QUERY SYSTEM

- Create Custom Report/Query

PORTFOLIO LINKS

- Links to Student Portfolios

View/print individual student case logs

This screen allows you to select any case in the system, including locked records, and view the details of the encounter. All fields will be shown. You can narrow your search by student, date or case ID. The most recent 1000 matching records will be displayed by default, 25 per page. The "Approval Status" column will show as "Pending" unless "Approved" or "Not Approved" by faculty (status and notes can be modified on individual logs).

Select a student:

Enter a date range: FROM TO mm/dd/yyyy

Enter any part of the case ID: Ex: 200610 to find all cases in October 2006

Click on a case ID number to go to the case detail. Click on the icon to view linked cases, and pass your mouse over the icon to view clinical notes or faculty comments for that case.

Date	Case ID #	Case Created (ET)	Last Edited (ET)	Clinical Site	Faculty/Preceptor	Student	Approval Status
10/21/2008	1150-20081021-001	10/21/2008 6:43:00 AM	10/21/2008 6:43:17 AM	BCC	Mills, Michael D.	Dikeman, Kate	Pending
10/21/2008	1150-20081021-002	10/21/2008 6:43:22 AM	10/21/2008 6:43:56 AM	BCC	Mills, Michael D.	Dikeman, Kate	Pending
10/21/2008	1150-20081021-003	10/21/2008 4:43:36 PM	10/21/2008 4:44:13 PM	BCC	James, Joshua	Dikeman, Kate	Pending
10/21/2008	1150-20081021-004	10/22/2008 11:51:10 AM	10/22/2008 11:51:28 AM	BCC	Mills, Michael D.	Dikeman, Kate	Pending
10/20/2008	1150-20081020-001	10/20/2008 4:00:42 PM	10/20/2008 4:02:33 PM	BCC	James, Joshua	Dikeman, Kate	Pending
10/20/2008	1150-20081020-002	10/20/2008 4:02:38 PM	10/20/2008 4:02:52 PM	BCC	Mills, Michael D.	Dikeman, Kate	Pending
10/16/2008	1149-20081016-001	10/16/2008 1:10:44 PM	10/16/2008 1:11:21 PM	BCC	Wilson, David L	Steger, Theodore R	Approved
10/16/2008	1149-20081016-002	10/21/2008 10:40:13 AM	10/21/2008 10:40:56 AM	BCC	Zacarias, Albert	Steger, Theodore R	Pending
10/16/2008	1150-20081016-001	10/16/2008 1:25:04 PM	10/16/2008 1:26:14 PM	BCC	Wilson, David L	Dikeman, Kate	Approved
10/16/2008	1150-20081016-002	10/16/2008 1:26:18 PM	10/16/2008 1:27:00 PM	BCC	Mills, Michael D.	Dikeman, Kate	Approved
10/16/2008	1150-20081016-003	10/16/2008 5:01:09 PM	10/16/2008 5:01:58 PM	BCC	Mills, Michael D.	Dikeman, Kate	Approved
10/15/2008	1149-20081015-001	10/15/2008 5:13:33 PM	10/15/2008 5:14:18 PM	BCC	Brown, Mellonie	Steger, Theodore R	Approved
10/15/2008	1149-20081015-002	10/15/2008 5:15:08 PM	10/15/2008 5:16:31 PM	BCC	Mills, Michael D.	Steger, Theodore R	Approved
10/15/2008	1150-20081015-001	10/15/2008 11:48:57 AM	N/A	BCC	Mills, Michael D.	Dikeman, Kate	Approved
10/15/2008	1150-20081015-002	10/16/2008 8:03:30 AM	10/16/2008 8:03:54 AM	BCC	Brown, Mellonie	Dikeman, Kate	Approved
10/15/2008	1150-20081015-003	10/16/2008 8:04:24 AM	10/16/2008 8:04:50 AM	BCC	Mills, Michael D.	Dikeman, Kate	Approved
10/15/2008	1150-20081015-004	10/16/2008 8:05:21 AM	10/16/2008 8:05:48 AM	BCC	James, Joshua	Dikeman, Kate	Approved
10/14/2008	1149-20081014-001	10/14/2008 12:03:43 PM	10/14/2008 12:04:27 PM	BCC	Wilson, David L	Steger, Theodore R	Approved
10/14/2008	1149-20081014-002	10/14/2008 12:04:53 PM	10/14/2008 12:06:12 PM	BCC	Sowards, Keith	Steger, Theodore R	Approved
10/14/2008	1149-20081014-003	10/14/2008 12:06:29 PM	10/14/2008 12:08:24 PM	BCC	Zacarias, Albert	Steger, Theodore R	Approved
10/14/2008	1150-20081014-001	10/14/2008 8:19:23 AM	10/14/2008 8:19:42 AM	BCC	Mills, Michael D.	Dikeman, Kate	Approved
10/13/2008	1150-20081013-001	10/13/2008 5:16:18 PM	10/13/2008 5:18:11 PM	BCC	Mills, Michael D.	Dikeman, Kate	Approved
10/13/2008	1150-20081013-002	10/13/2008 5:18:14 PM	10/13/2008 5:18:56 PM	BCC	Zacarias, Albert	Dikeman, Kate	Approved
10/13/2008	1150-20081013-003	10/13/2008 5:18:59 PM	10/13/2008 5:19:32 PM	BCC	James, Joshua	Dikeman, Kate	Approved
10/10/2008	1150-20081010-001	10/10/2008 11:38:01 AM	10/10/2008 11:39:16 AM	BCC	James, Joshua	Dikeman, Kate	Approved



Facility: University of Louisville SOM - Radiation Oncology (Facility #9025)
Case ID #: 1150-20081020-001

Michael D. Mills, PhD is logged in. [Log Out](#)
Date of Service: 10/20/2008

[Edit Case Status/Comments](#)

[Export](#) [Export](#)

Student Information - Dikeman, Kate

Semester: Fall

Course: Core Curriculum (Clinical)

Faculty/Preceptor: James, Joshua

Clinical Site: James Graham Brown Cancer Center

Patient Demographics

Age: 63 years

Gender: Male

Clinical Information

Time with Patient: 120 minutes

Consult with Faculty/Preceptor:

Competencies (Observed/Assisted/Done) (Critical in Bold)

IMRT / IGRT - TomoTherapy IMRT DAQ (Done)

Other Questions About This Case

Clinical Notes

Encounter Continuity

Linked encounters: N/A

[Go To Main Menu](#)

OBSERVED	ASSISTED	DONE	REQUIRED	ITEM [CATEGORY]
0	0	0	1	4DCT DQA [RESPIRATORY GATING]
0	0	0	1	4DCT Plan [RESPIRATORY GATING]
0	0	1	1	4DCT Simulation [RESPIRATORY GATING]
0	0	1	1	4D-CT Simulation [EXT BM TREATMENT PLANNING, VERIFICATION]
0	0	0	1	Annual Calibration of Intraoperative Unit [INTRAOPERATIVE ELECTRONICS]
0	0	0	1	Annual CT - Simulator Calibration [ANNUAL CALIBRATION - CLINICAL EQUIPMENT]
0	0	1	1	Annual Instrument Intercomparison [ANNUAL CALIBRATION - CLINICAL EQUIPMENT]
0	0	0	1	Annual Intraoperative Linear Accelerator Calib. [ANNUAL CALIBRATION - CLINICAL EQUIPMENT]
0	0	1	2	Annual Linear Accelerator Calibration [ANNUAL CALIBRATION - CLINICAL EQUIPMENT]
0	0	1	1	Annual Simulator Calibration [ANNUAL CALIBRATION - CLINICAL EQUIPMENT]
0	0	1	1	Annual TomoTherapy Hi Art Unit Calibration [ANNUAL CALIBRATION - CLINICAL EQUIPMENT]
0	0	0	1	Billing Procedures [ADMINISTRATIVE AND PROFESSIONAL DUTIES]
0	0	1	1	Breast [EXT BM TREATMENT PLANNING, VERIFICATION]
0	0	0	1	Compensator IMRT DQA [IMRT / IGRT]
0	0	0	1	Compensator IMRT Plan [IMRT / IGRT]
0	0	0	1	CT Simulator Vault [ROOM SHIELDING DESIGN]
0	0	1	1	Custom Electron Cerrobend Block / Device [EXT BM TREATMENT PLANNING, VERIFICATION]
0	0	1	1	Custom Photon Cerrobend Block / Device [EXT BM TREATMENT PLANNING, VERIFICATION]
0	0	0	1	Daily QA - CT Simulator [QUALITY ASSURANCE - DAILY, MONTHLY]
0	0	1	1	Daily QA - Linear Accelerator [QUALITY ASSURANCE - DAILY, MONTHLY]
0	0	0	1	Daily QA - Simulator [QUALITY ASSURANCE - DAILY, MONTHLY]
0	0	0	1	Daily QA - TomoTherapy Hi-Art Unit [QUALITY ASSURANCE - DAILY, MONTHLY]
0	0	1	1	Daily QA - Trilogy Linear Accelerator [QUALITY ASSURANCE - DAILY, MONTHLY]
0	0	7	1	Daily QA of Intraoperative Unit [INTRAOPERATIVE ELECTRONICS]
0	0	0	1	DQA with Film [IMRT / IGRT]
0	0	0	1	DQA with Ion Chamber [IMRT / IGRT]
0	0	0	1	DQA with MapCheck [IMRT / IGRT]
0	0	0	1	DQA with Portal Dosimetry [IMRT / IGRT]
0	0	1	1	Fetal Dose Calculation [EXT BM TREATMENT PLANNING, VERIFICATION]
0	0	1	1	GI [EXT BM TREATMENT PLANNING, VERIFICATION]
0	0	0	1	GU [EXT BM TREATMENT PLANNING, VERIFICATION]
0	0	0	1	GVN [EXT BM TREATMENT PLANNING, VERIFICATION]
0	0	0	1	HDR Cervix Plan [BRACHY TREATMENT PLANNING, VERIFICATION]
0	0	0	1	HDR Cervix Plan and Delivery [HDR / LDR BRACHYTHERAPY]
0	0	0	1	HDR Lung Plan [BRACHY TREATMENT PLANNING, VERIFICATION]
0	0	0	1	HDR Lung Plan and Delivery [HDR / LDR BRACHYTHERAPY]
0	0	0	1	HDR Tandem and Ovoids Plan [BRACHY TREATMENT PLANNING, VERIFICATION]
0	0	0	1	HDR Tandem and Ovoids Plan and Delivery [HDR / LDR BRACHYTHERAPY]
0	0	0	1	HDR Vault [ROOM SHIELDING DESIGN]
0	0	1	1	Head and Neck [EXT BM TREATMENT PLANNING, VERIFICATION]
0	0	0	1	I-131 Plan, Release Calculation and Treatment [HDR / LDR BRACHYTHERAPY]
0	0	0	1	Job Search [ADMINISTRATIVE AND PROFESSIONAL DUTIES]
0	0	0	1	LDR Cervix Plan [BRACHY TREATMENT PLANNING, VERIFICATION]
0	0	0	1	LDR Head and Neck Plan [BRACHY TREATMENT PLANNING, VERIFICATION]
0	0	1	1	LDR Interstitial with Ir-192 Plan and Treatment [HDR / LDR BRACHYTHERAPY]
0	0	0	1	LDR Prostate Plan [BRACHY TREATMENT PLANNING, VERIFICATION]
0	0	0	1	LDR Tandem and Ovoid Plan [BRACHY TREATMENT PLANNING, VERIFICATION]
0	0	0	1	LDR Tandem and Ovoids Plan and Treatment [HDR / LDR BRACHYTHERAPY]
0	0	0	1	LDR Tongue Plan [BRACHY TREATMENT PLANNING, VERIFICATION]
0	0	1	1	Linear Accelerator Vault with IMRT / IGRT [ROOM SHIELDING DESIGN]
0	0	1	1	Lung with off-cord [EXT BM TREATMENT PLANNING, VERIFICATION]
0	0	0	1	Lymphoma [EXT BM TREATMENT PLANNING, VERIFICATION]
0	0	0	1	Malpractice and Legal Issues [ADMINISTRATIVE AND PROFESSIONAL DUTIES]
0	0	0	1	Mantle Field by Hand [EXT BM TREATMENT PLANNING, VERIFICATION]
0	0	0	1	Mantle Field using 3-D System [EXT BM TREATMENT PLANNING, VERIFICATION]
0	0	0	1	Melanoma [EXT BM TREATMENT PLANNING, VERIFICATION]
0	0	3	2	Monthly QA - CT Simulator [QUALITY ASSURANCE - DAILY, MONTHLY]
0	0	0	2	Monthly QA - Linear Accelerator [QUALITY ASSURANCE - DAILY, MONTHLY]
0	0	1	2	Monthly QA - Simulator [QUALITY ASSURANCE - DAILY, MONTHLY]
0	0	0	2	Monthly QA - TomoTherapy Hi-Art Unit [QUALITY ASSURANCE - DAILY, MONTHLY]
0	0	0	2	Monthly QA - Trilogy Linear Accelerator [QUALITY ASSURANCE - DAILY, MONTHLY]
0	0	3	2	Monthly QA of Equipment - Constancy Checks [QUALITY ASSURANCE - DAILY, MONTHLY]
0	0	1	1	MU Calculation - Electron Extended SSD [EXT BM TREATMENT PLANNING, VERIFICATION]
0	0	1	1	MU Calculation - Off-axis points [EXT BM TREATMENT PLANNING, VERIFICATION]
0	0	1	1	MU Calculation - Photon Asymmetric collimation [EXT BM TREATMENT PLANNING, VERIFICATION]
0	0	1	1	MU Calculation - Photon Enhanced Dynamic Wedge [EXT BM TREATMENT PLANNING, VERIFICATION]
0	0	1	1	MU Calculation - Photon Extended SSD [EXT BM TREATMENT PLANNING, VERIFICATION]



Facility: University of Louisville SOM - Radiation Oncology (Facility #9025)

Michael D. Mills, PhD is logged in. [Log Out](#)

Go To...

Daily/Weekly Case List - Spreadsheet Format

Generates a table of a student's encounters, including basic information from each encounter, for any day or week you choose. Click on the Case ID for full details of the encounter or to add faculty comments. Case "Status" column will show as "Pending" unless "Approved" or "Not Approved" by faculty. Any faculty comments will appear below the status. If you make status changes, be sure to press "Save Changes" to apply the changes. This report prints best in Landscape orientation or exported to PDF.

Select a Student:

Enter Date of Logs: [Click calendar for date picker]
[TODAY](#)
 Show entire week of logs that includes this date (Sunday - Saturday)

[Apply Filters](#) [Export to PDF](#)

CASE LIST FOR: [Dikeman, Kate](#)

Cases from 10/19/2008 to 10/25/2008

Status/Comments	Date	Site	Age	Time w/ Patient	Consult Time
Save Changes Change all to: <input type="text" value="Pending"/>	Case ID	Faculty/Preceptor	Gender		
<input type="text" value="Pending"/>	10/20/2008 1150-20081020-001	BCC James, Joshua	63 years M	120 min	0 min
<input type="text" value="Pending"/>	10/20/2008 1150-20081020-002	BCC Mills, Michael D.	Group Session	120 min	0 min
<input type="text" value="Pending"/>	10/21/2008 1150-20081021-001	BCC Mills, Michael D.	Group Session	60 min	0 min
<input type="text" value="Pending"/>	10/21/2008 1150-20081021-002	BCC Mills, Michael D.	Group Session	30 min	0 min
<input type="text" value="Pending"/>	10/21/2008 1150-20081021-003	BCC James, Joshua	18 years M	60 min	0 min
<input type="text" value="Pending"/>	10/21/2008 1150-20081021-004	BCC Mills, Michael D.	Group Session	120 min	0 min

Report generated 10/22/2008 2:42:02 PM ET



Facility: University of Louisville SOM - Radiation Oncology (Facility #9025)

Michael D. Mills, PhD is logged in. [Log Out](#)

Go To...

Time Log Items

The time logs can be collected by the students on a daily basis, and need only include time related items outside of direct patient care time, which is already collected with each case. Items below will appear to students with associated slots for hours and minutes spent on that item for the day. You can edit and use any available slots, however, once an item has data collected for it, you cannot change, replace that item with a different item, or move that item around. The system will show non-changeable items in gray. If you need a gray item deleted altogether, please contact Typhon Group technical support.

Edit your time log labels as necessary, then press "Save Data".

1. Journal Club	11. <input type="text"/>
2. Multi-Modality Conference	12. <input type="text"/>
3. Tumor Conference	13. <input type="text"/>
4. Resident Grill	14. <input type="text"/>
5. Board Review	15. <input type="text"/>
6. Weekly Chart Review	16. <input type="text"/>
7. Sick Hours / Day	17. <input type="text"/>
8. Vacation Hours / Day	18. <input type="text"/>
9. Comp Hours / Day	19. <input type="text"/>
10. <input type="text"/>	20. <input type="text"/>

NOTE: The student's time log data entry screen already tracks the following information for each day. These items do not need to be added as custom time log items:

- Total Shift Time (time at facility)
- Patient Time (from case logs)
- Consult Time (from case logs)
- Clinical Conference Time (from conference logs)

[Save Data](#) [Cancel](#)

©2008 Typhon Group LLC



Facility: University of Louisville SOM - Radiation Oncology (Facility #9025)

Michael D. Mills, PhD is logged in. [Log Out](#)

Go To...

Pick a month: October 2008

Pick a student: Dikeman, Kate

[Generate Report](#)

DAILY TIME LOG SUMMARY FOR: [Dikeman, Kate](#) from 10/1/2008 to 10/31/2008

[View/Export Results to Excel](#)

Date	Shift Time	Patient Time	Consult Time	Conference Time	#1	#2	#3	#4	#5	#6	#7	#8	#9	Total Logged Time	Difference (+/-)
[Core Curriculum (Clinical...)] 10/1/2008	0	420	0	90	0	0	0	0	0	0	0	0	0	510	-510
[Core Curriculum (Clinical...)] 10/2/2008	0	60	60	0	0	0	0	0	0	0	0	0	0	120	-120
[Core Curriculum (Clinical...)] 10/6/2008	0	480	60	0	0	0	0	0	0	0	0	0	0	540	-540
[Core Curriculum (Clinical...)] 10/7/2008	0	300	0	0	0	0	0	0	0	0	0	0	0	300	-300
[Radiation Biology / Radio...]	0	0	0	90	0	0	0	0	0	0	0	0	0	90	-90
[Core Curriculum (Clinical...)] 10/9/2008	0	240	0	0	0	0	0	0	0	0	0	0	0	240	-240
[Radiation Biology / Radio...]	0	120	120	90	0	0	0	0	0	0	0	0	0	330	-330
[Core Curriculum (Clinical...)] 10/13/2008	0	360	60	0	0	0	0	0	0	0	0	0	0	420	-420
[Core Curriculum (Clinical...)] 10/14/2008	0	60	0	90	0	0	0	0	0	0	0	0	0	150	-150
[Core Curriculum (Clinical...)] 10/15/2008	0	210	90	0	0	0	0	0	0	0	0	0	0	300	-300
[Core Curriculum (Clinical...)] 10/16/2008	0	720	0	0	0	0	0	0	0	0	0	0	0	720	-720
[Core Curriculum (Clinical...)] 10/20/2008	0	240	0	180	0	0	0	0	0	0	0	0	0	420	-420
[Core Curriculum (Clinical...)] 10/21/2008	0	270	0	0	0	0	0	0	0	0	0	0	0	270	-270
Totals (Minutes)	0				0	0	0	0	0	0	0	0	0		
Totals (Hours)	0				0	0	0	0	0	0	0	0	0		
Totals (8hr Days)	0				0	0	0	0	0	0	0	0	0		

Time Log Legend

Shift Time - Total shift time at the facility, as entered in the daily time logs.

Patient Time - Total time with patients for the day from case logs, if available. Only days with time logs are included.

Consult Time - Total time consulting with faculty/preceptor for the day from case logs, if available. Only days with time logs are included.

Conference Time - Total conference hours from the conference logs, if available. Only days with time logs are included.

- #1 - Journal Club
- #2 - Multi-Modality Conference
- #3 - Tumor Conference
- #4 - Resident Grill
- #5 - Board Review
- #6 - Weekly Chart Review
- #7 - Sick Hours / Day
- #8 - Vacation Hours / Day

Typhon Group: AHST Administration - Windows Internet Explorer

https://www.typhongroup.net/ahst/admin/report-adminconference.asp?archive=

File Edit View Favorites Tools Help

Google G Go [Icons] Bookmarks 203 blocked Check AutoLink AutoFill Send to Settings

Typhon Group: AHST Administration [Icons] Page Tools

8/25/2008	<p>[Associated Course: Journal Club]</p> <p>Organizational Meeting <i>Dr. Zundel</i></p>	1.5	N
9/3/2008	<p>[Associated Course: Radiation Biology / Radiobiology Review]</p> <p>Signaling Pathways Impacting Radiation Sensitivity <i>Dr. Robert Mitchell</i></p>	1.5	N
9/8/2008	<p>[Associated Course: Radiation Biology / Radiobiology Review]</p> <p>Multi-step Theory of Cancer (Stem Cells) <i>Dr. Doug Dean</i></p>	1.5	N
9/10/2008	<p>[Associated Course: Radiation Biology / Radiobiology Review]</p> <p>Mechanics of Cell Death and Cell Fate <i>Dr. Chi Li</i></p>	1.5	N
9/12/2008	<p>[Associated Course: Radiation Biology / Radiobiology Review]</p> <p>Hereditary Effects of Radiation and Radiation Sensitive Syndromes <i>Dr. States</i></p>	1.5	N
9/17/2008	<p>[Associated Course: Radiation Biology / Radiobiology Review]</p> <p>DNA Repair Mechanisms <i>Dr. McGregor</i></p>	1.5	N
9/19/2008	<p>[Associated Course: Core Curriculum (Clinical)]</p> <p>M&M, Head & Neck Tx <i>Dr. Jose, Dr. Freeman, and Dr. Baht</i></p>	2.0	N
9/26/2008	<p>[Associated Course: Journal Club]</p> <p>Stereotactic Body Radiation Therapy <i>Dr. Owens and Kate Dikeman</i></p>	1.5	N
9/26/2008	<p>[Associated Course: Radiation Biology / Radiobiology Review]</p> <p>Tumor Microenvironment Angiogenesis & Metastasis <i>Dr. Zundel</i></p>	1.5	N
10/1/2008	<p>[Associated Course: Radiation Biology / Radiobiology Review]</p> <p>Introduction to Radiation Biology <i>Dr. Zundel</i></p>	1.5	N
10/8/2008	<p>[Associated Course: Radiation Biology / Radiobiology Review]</p> <p>Cell, Tissue, and Tumor Kinetics in Radiotherapy <i>Dr. Bechtel</i></p>	1.5	N
10/10/2008	<p>[Associated Course: Radiation Biology / Radiobiology Review]</p> <p>Chromosomal Damage <i>Dr. Zundel</i></p>	1.5	N
10/14/2008	<p>[Associated Course: Radiation Biology / Radiobiology Review]</p> <p>Survival Curves <i>Dr. Spanos</i></p>	1.5	N
10/20/2008	<p>[Associated Course: Radiation Biology / Radiobiology Review]</p> <p>Normal Tissue Responses in MDT</p>	2.0	N

Federal Receipts and Outlays

Receipts - Outlays - Variance



Clinical Physics Rotations (in months)

TG133

Trainee NAM	Mentor(s)	2005						2006												2007						
		Jul	Aug	Sep	Oct	Nov	Dec	Jan	Feb	Mar	Apr	May	Jun	Jul	Aug	Sep	Oct	Nov	Dec	Jan	Feb	Mar	Apr	May	Jun	
Orientation	Faculty	NAM																								
Dosimetric systems acceptance testing/ commissioning/ QA	Faculty		NAM																							
on call physicist (POD) / Plan Check	Faculty			NAM																						
Treatment machine QA	Faculty	NAM																								
Shielding / room design	Faculty																									
Radiation safety	Faculty																									
Treatment machine ATP, survey, commissioning (see note 1)	Faculty																									
Treatment machine calibration (TG51)	Faculty																									
Simulator acceptance testing and QA (Fluoro/B	Faculty																									
Simulator acceptance testing and QA (CT-sim3)B	Faculty																									
External beam treatment planning	Faculty																									
TPS commissioning	Faculty																									
MU calculations(2 months)	Faculty																									
IMRT Planning (2 months and follows ExBeam Tx Planning	Faculty																									
IMRT QA (1 month and follows IMRT planning)	Faculty																									
Special applications (777370 diodes, EPID) before POD	Faculty																									
Stereotactic (Gamma knife / SRT, see note 2)	Faculty																									
IGRT	Faculty																									
Brachytherapy: sources/ calibrations/ safety/ regulations	Faculty																									
Satellite practice rotation	Faculty																									

(1) If a machine is not installed in this time period, then a "mock" ATP & commissioning will be done during the next annual QA in January.

(2) During rotation period, expectations include at least two complete SRT cases, gamma knife QA and annual (2 pp), and 6 patient coverage days on gamma knife.

- Rotation window
- Didactic instruction
- Observation prior to rotation/participation
- Responsible window
- Responsible and Teaching

Pertinent AAPM Report 133

Recommendations

- All clinical training programs—residency, postdoctoral, OJT, graduate—should consider applying for CAMPEP accreditation through this mechanism.
- Existing accredited academic centers agree to affiliate relationships to foster and facilitate standard, high quality training.
- Time Frame for Implementation: TG133 believes that the affiliate mechanisms for accredited training can be implemented now. By 2010, examples of these programs will have come into existence.

Summary and Conclusions

- 2014 will require distributed training for medical physics residency programs.
- We now know with reasonable certainty we will need to train a minimum of 125 and ideally 175 radiation oncology physicists each year after 2014
- The Typhon Group software tools and database will allow tracking of resident case reports, coursework, competencies and time.
- As a web based tool, the Typhon Group software tools may be used simultaneously by any number of clinical sites for a given program.
- Such tools are a necessary component if the medical physics profession is to meet the projected needs for qualified medical physicists in future years.



I AM A VICTIM OF
MY OWN ADMINISTRATION

Net U.S. Debt as a % of GDP



We will have a health care plan that is written by a committee whose head says he doesn't understand it, passed by a Congress who hasn't read it but exempts themselves from it, signed by a president who also hasn't read it, and who smokes, with funding administered from our taxes by a treasury chief who didn't pay his taxes, overseen by a surgeon general who is overweight (not that there is anything wrong with that), and financed by a country that is completely broke and which faces 100 trillion dollars in unfunded liabilities, and that includes support for our future residents.

THE END