

*American Association
of
Physicists in Medicine*



Awards Ceremony

*July 31, 2006
Orange County Convention Center
Valencia A Room
Orlando, Florida
6:00 p.m.*

**The American Association of Physicists in Medicine
was founded in 1958 to promote the application of physics to
medicine and biology,
to encourage interest and
training in medical physics and related fields, and
to prepare and disseminate technical
information in medical physics
and related fields.**

2006 Program

Welcome and Presentation of Awards

E. Russell Ritenour, PhD
AAPM President

Moment of silence honoring deceased AAPM Members

John R. Cameron Young Investigator Awards

Jack Fowler Junior Investigator Award

Daniel Y. J. Kim, PhD

AAPM-IPEM Medical Physics Travel Grant

Mark Oldham, PhD

Farrington Daniels Award

George Ciangaru
Jeremy Polf

Martin Bues
Alfred Smith

Sylvia Sorkin Greenfield Award

Rebecca Fahrig
Zhifei Wen
Arundhuti Ganguly
Giovanni DeCrescenzo

John Rowlands
Grant Stevens
Rowland Saunders
Norbert Pelc

AAPM Honorary Membership

Robert Hattery, MD

Francis Mahoney, PhD

Fellows

Michael G. Davis, MS, JD

Gary A. Ezzell, PhD

Michael J. Flynn, PhD

David S. Followill, PhD

Gig S. Mageras, PhD

Andrew D. A. Maidment, PhD

Michael D. Mills, PhD

Janelle A. Molloy, PhD

Mary E. Moore, MS & MEd

Herbert W. Mower, ScD

Robert J. Pizzutiello, Jr, MS

Mark S. Rzeszotarski, PhD

Beth A. Schueler, PhD

S. Jeff Shepard, MS

Gerald A. White, Jr, MS

Fang-Fang Yin, PhD

Memorial Presentations

C.J. Karzmark, PhD

Edward Webster, PhD

Peter Wootton, BSc

Robert Loevinger, PhD

Recognition of AAPM Service

Howard I. Amols, PhD

Award for Achievement in Medical Physics

Azam Niroomand-Rad, PhD

William D. Coolidge Award

Ervin B. Podgorsak, PhD

Closing Remarks

Reception immediately following in the Valencia D Room
of the Orange County Convention Center.

John R. Cameron Young Investigator Award

Each year the AAPM conducts a Young Investigators' Competition for the Annual Meeting. Young Investigators were encouraged to submit abstracts for the competition. The 10 highest scored Young Investigator submissions determined by abstract reviewers are selected to be presented in a special symposium, in honor of John R. Cameron, PhD. Support for this award is provided by the Suntharalingam Family.

Jack Fowler Junior Investigator Award

An award for Junior Investigators has been established in honor of Dr. Jack Fowler, PhD., Emertius Professor of Human Oncology and Medical Physics, University of Wisconsin. Junior Investigators were encouraged to submit abstracts for the competition. The top scoring Junior Investigator submission determined by abstract reviewers was selected. Support for this award is provided by the Medical Physics Foundation of the University of Wisconsin.

AAPM-IPEM Medical Physics Travel Grant

This grant is made annually to a U.S. AAPM member who shows evidence of an active scientific career in medical physics. The purpose of this grant is to promote communications and professional partnerships between U.S. AAPM members and IPEM members from the United Kingdom.

The grant is supported by a donation from Charles Lescrenier of up to \$1,500. In addition, this grant will include £400 from the Institute of Physics and Engineering in Medicine and \$1,250 from AAPM towards expenses incurred in the U.K.

Farrington Daniels Award

The Farrington Daniels Award for the best paper on Radiation Dosimetry published in Medical Physics in 2005 is supported by the Medical Physics Foundation of the University of Wisconsin. This year the award is presented to:

George Ciangaru, Jerimy Polf, Martin Bues, and Alfred Smith

for their paper entitled "*Benchmarking analytical calculations of proton doses in heterogeneous matter,*" Medical Physics 32, 3511 (2005).

Sylvia Sorkin Greenfield Award

The Sylvia Sorkin Greenfield Award for the best paper (other than Radiation Dosimetry) published in Medical Physics for 2005 is supported by Moses Greenfield. This year the award is presented to:

**Rebecca Fahrig, Zhifei Wen, Arundhuti Ganguly, Giovanni DeCrescenzo,
John Rowlands, Grant Stevens, Rowland Saunders, and Norbert Pelc**

for their paper entitled, "*Performance of a Static-Anode/Flat-Panel X-ray Fluoroscopy System in a Diagnostic Strength Magnetic Field: A Truly Hybrid X-ray/MR Imaging System,*" Medical Physics 32, 1775 (2005).

Honorary Membership

Robert Hattery, MD



As Executive Director of the American Board of Radiology (ABR) and President of the Radiological Society of North America (RSNA) Dr. Hattery continues to demonstrate his commitment and belief that medical physics is an integral part of the practice of diagnostic radiology and radiation oncology. The RSNA and the ABR consider continuing education and board certification of physicists to be essential to the future of the specialty.

He holds professor emeritus status at the Mayo Clinic in Rochester, MN, where he devoted 30 years to his myriad teaching and administrative duties, including chair of the Department of Diagnostic Radiology, chair of the MayoGroup Practice Board and chair of the Board of Governors. He is currently a clinical professor of diagnostic radiology at the University of Arizona in Tucson, where he is involved in educating radiology and urology residents in genitourinary imaging.

Dr. Hattery has devoted most of his career to imaging of the genitourinary tract, with particular emphasis on computed tomography (CT), CT urography and ultrasonography. He has been a much sought-after speaker in the area of genitourinary imaging, having fulfilled visiting professorships and lectureships at institutions around the world, from Japan, China and India to Germany, Spain and Scotland. He has participated in 17 named lectures and visiting professorships.

He has authored or co-authored more than 150 publications, including peer-reviewed articles, abstracts and book chapters. Most relate to his interest and expertise in uroradiology. In recent years, due to his position at the ABR, he has been writing papers and speaking more frequently on resident training and the ABR MOC program.

He has served on the RSNA Board of Directors, on the editorial board for RSNA's journal *RadioGraphics*, and was a scientific reviewer for *Radiology*. Dr. Hattery is involved in a number of other societies and has been active in the American College of Radiology (ACR) where he served as a member of the board of chancellors.

In 2005, Dr. Hattery was awarded the Society of Uroradiology (SUR) Gold Medal. He also received the gold medal of the American Roentgen Ray Society in 2000 and the Harman gold medal of the Minnesota Radiological Society in 1998. Dr. Hattery is a past-president of the Society of Computed Body Tomography, SUR and ABR.

Francis Mahoney, PhD



Through Dr. Mahoney's efforts at the National Cancer Institute (NCI), many medical physicists have developed the confidence, persistence, and 'behind the scenes knowledge' of how the National Institutes of Health (NIH) funding process works so that they were ultimately successful in their research endeavors.

Dr. Mahoney was an Atomic Energy Commission Health Physics fellow at the University of Rochester, receiving an MS in Radiation Biology in 1958, followed by an ME in Applied Physics from Harvard in 1960. In 1968, he received a second ME in Engineering from Harvard and a PhD from the Massachusetts Institute of Technology in Nuclear Engineering, researching gamma rays from fast neutron scattering.

After three years at the U.S. Army's Natick Laboratories in Massachusetts, researching food preservation using ionizing radiation, he concluded that he loved science but was not enamored with hands-on research. This led to a year-long training program at the NIH whereby MD's and PhD's were prepared for a career in Science Administration.

Upon completion of the program in 1972, he obtained a position in the NCI Extramural Program as a Program Director for Radiation Biology and Physics. In the intervening 34 years, under 5 NCI directors, 6 NIH directors and 7 presidents, he remained in essentially the same position with expanding budgets and responsibilities. He has been the NCI scientific official-of-record for more than \$1 billion dollars in grants involving radiation biology, chemistry, physics and oncology. He became "the NCI" for a generation of radiation researchers. He was a messenger of good (and bad) tidings, an advisor, a coach, a sounding board, "the representative of an unfair and an unsympathetic system" and, often, a father-confessor.

He has been a longtime member of the American Physical Society and the Radiation Research Society, and became an honorary member of American Society for Therapeutic Radiology and Oncology in 2005. He retired from the NCI in early 2006.

New AAPM Fellows

The category of Fellow honors members who have distinguished themselves by their contributions in research, education, and leadership in the medical physics community.

Michael Davis, MS, JD



Michael Davis was a double major in Physics & Astronomy and Mathematics at Western Kentucky University. He received his Masters degree in Radiological Medical Physics from the University of Kentucky in early 1985. He also obtained a Doctor of Jurisprudence degree from the South Texas College of Law in 1994. Davis worked for Rocky Mountain Medical Physics in Denver from 1985-1988. He was at the University of Texas M.D. Anderson Cancer Center in Houston for eight years. There he became the Director of Brachytherapy Services. And he was also at the Greenville Hospital System in South Carolina where he was Director of Radiation Oncology. He is currently a Senior Treatment Planning System Sales Specialist for Varian Medical Systems. Davis became a student member of the AAPM in 1984 and a full member in 1991. He has been active in the organization since then and he currently lives in Houston, Texas.

Gary Ezzell, PhD



Gary Ezzell received his MS from Georgia Tech in 1977 and his PhD from Wayne State University in 1994. After working in Atlanta and Cleveland, in 1984 he moved to Wayne State University in Detroit, where he provided clinical service and taught for 15 years. In 1999 he joined Mayo Clinic in Scottsdale, Arizona, where he leads the physics section in Radiation Oncology and is Associate Professor of Oncology in the Mayo Medical School. He has published 34 refereed papers and contributed to 15 chapters and has been on the faculty of three AAPM Summer Schools. He has been an oral board examiner for the American Board of Medical Physics and the American Board of Radiology. His service to the AAPM includes terms on the AAPM Board of Directors, the Radiation Therapy Committee, and the Scientific Program Committee. He was a Scientific Co-director for the 2004 annual meeting and is the current AAPM Secretary.

Michael Flynn, PhD



Michael Flynn received his PhD in Nuclear Science from the University of Michigan (1975) where he investigated the transport and energy loss effects of charged particles in emulsion radiation detectors. He previously worked at the Mt. Sinai Medical Center in Cleveland and at the Medical School of the University of Michigan. Since 1983 he has worked at Henry Ford Health System as a clinical medical physicist and a research scientist. For the last 20 years he has taught radiation imaging lecture and laboratory courses at the University of Michigan as an adjunct faculty member.

Michael Flynn's interests have been in x-ray imaging where he has done research on digital subtraction angiography, quantitative computed tomography, specimen micro-tomography, and digital radiography processing, and the display of digital radiographs. He has been actively involved in the development and implementation of PACS systems.

David Followill, PhD



David Followill received his PhD degree from the University of Texas Health Science Center Graduate School of Biomedical Sciences in 1991. After completing a one year clinical post-doc at M. D. Anderson Cancer Center he joined the Radiological Physics Center (RPC) at M. D. Anderson Cancer Center, where he is now an Associate Professor of Radiation Physics and Associate Director of the RPC. Dr. Followill has served in many capacities in the AAPM. He currently serves on two committees, two task groups and on the Local Arrangements Committee for the 2008 AAPM meeting. He is board certified by the American Board of Radiology.

Dr. Followill has published 22 papers in peer-reviewed journals. He is very active in several clinical trial groups. He has also been active internationally working with the International Atomic Energy Agency as an expert consultant and lecturer for Southeast Asian and Latin American Medical Physicists.

Gig Mageras, PhD



Gig Mageras received his PhD in physics from Columbia University in 1982. After a postdoctoral study in experimental particle physics, he joined the Department of Medical Physics at Memorial Sloan-Kettering Cancer Center (MSKCC) in 1988, where he is currently an attending physicist. Since 1997 he has been a project leader on National Cancer Institute sponsored program project grants to study 3D conformal radiotherapy and Intensity Modulated Radiation Therapy. Dr. Mageras has published over 40 papers in peer-reviewed journals in the field of medical physics, and has mentored 8 postdoctoral fellows at MSKCC.

He is board certified by the American Board of Medical Physics. Dr. Mageras has been a co-chair of an AAPM task group on management of respiratory motion in radiation therapy. He is a member of the AAPM Scientific Program Subcommittee, was therapy track coordinator for the 2005 Annual Meeting, and is co-director of the Scientific Program for this year's meeting.

Andrew D. Maidment, PhD



Andrew Maidment received his PhD degree from the University of Toronto in 1993 for developing a scanned-slot digital mammography system. From 1993-2002 he was the Director of Radiological Physics and Assistant Professor of Radiology at Thomas Jefferson University. Dr. Maidment is now Assistant Professor of Radiology and Chief of the Physics Section at the University of Pennsylvania. Dr. Maidment has served in many capacities in the AAPM, and is currently Vice-Chair of the Scientific Program Subcommittee, and Liaison to the Radiological Society of North America Scientific Program Committee. He has also

been active professionally in the American College of Radiology and is currently a member of the Mammography Physics Subcommittee. Dr. Maidment has published over 140 peer-reviewed journal articles, book chapters, proceedings papers and abstracts. His research interests include digital mammography, 3-D x ray imaging of the breast, and digital radiography detector physics.

Michael Mills, PhD



Michael Mills received his PhD degree from the University of Texas at Houston in 1980. After serving as a post-doc fellow at the M. D. Anderson Cancer Center, he served as a clinical physicist at the Cleveland Clinic from 1981-1983. He served on the faculty of the M. D. Anderson Cancer Center from 1983-1988. Between 1988 and 1998 he practiced as a solo physicist in Monroe, Louisiana. In 1998, he joined the faculty of the University of Louisville as Chief of Physics. He is an Associate Professor at the University of Louisville, and has been awarded tenure, effective July 1, 2007. He is certified by the American Board of Radiology in Radiological Physics and serves annually as an oral examiner. He is a Fellow and a past-chairman of the American College of Medical Physics. He is the Editor-in-Chief of the *Journal of Applied Clinical Medical Physics*. He has published 24 papers in peer-reviewed journals.

Janelle Molloy, PhD



Janelle Molloy earned her PhD from the University of Virginia in 1990 and remained a member of the faculty there until 2005. She currently is a Senior Associate Consultant in the Radiation Oncology Department at the Mayo Clinic. Her service to the AAPM began with the position of Secretary/Treasurer of the Mid-Atlantic Chapter of the AAPM and grew from there to Chapter President and Board Representative. She co-directed the Clinical Electron Beam Dosimetry Symposium and was web manager and list-owner for the MAC-AAPM for several years. Her service has expanded to include membership on the AAPM's Therapy Physics, Regional Organization committees and Remotely Directed Continuing Education Sub-Committee. In addition she is an active member of CAMPEP's Residency Review and Continuing Education Committees and served as an examiner for the American Board of Radiology. Dr. Molloy has developed an active research program in image-guided therapy, having obtained an RO1 grant from the National Institutes of Health and supervised several graduate students.

Mary Moore, MS, MEd



Mary Moore received a MEd in Science from Temple University (1970), and a MS in Radiological Health from Rutgers University (1971). She was the hospital Health Physicist and a Radiation Therapy Physicist at Albert Einstein Medical Center, Philadelphia, PA from 1971 to 1978, and an Associate Radiological Physicist (diagnostic imaging) at Cooper Hospital/University Medical Center, Camden, NJ from 1978-1996. In 1996, she was appointed The Cooper Health System Radiation Safety Officer. She accepted her current position of Radiation Safety Officer and Medical Physicist at the Philadelphia VA Medical Center in 1997.

Mary is certified in Radiological Physics by the American Board of Radiology (1982) and in Medical Health Physics by the American Board of Medical Physics (1991). She is a Fellow of the Health Physics Society.

Herbert Mower, ScD



Herb Mower entered the field of medical physics in graduate school under Dr. Trump in the Lahey Clinic / MIT radiation oncology program which pioneered conformal x-ray therapy, total skin electron therapy, and dynamic rotational therapy in 1966. He has designed four radiation oncology centers and has helped prepare about 20 young physicists in the clinical applications of therapy physics and trained three dosimetrists. Herb was a founder and charter member of the Connecticut (CAMPS) AAPM chapter and is the current chair of the AAPM's Education Council.

Has served the profession as a liaison to the Conference of Radiation Control Program Directors, and the Alliance for Quality Medical Imaging and Radiation Therapy to enhance the awareness of the professional role of medical physicists. He is currently the Chair of the American College of Medical Physics and has helped to develop a vendor's Quality Assurance program for High Dose Rate Remote Brachytherapy. He is currently involved with evaluation of physics residency training programs for physicists and residents relative to their professional needs and understanding.

Robert Pizzutiello, Jr, MS



Robert Pizzutiello received both BSEE and MSEE degrees from the University of Rochester in 1977 and 1978 after which he trained in Medical Physics at the University of Rochester School of Medicine. From 1979 to 1989, Bob served as a Medical Physicist and Radiation Safety Officer at Rochester General Hospital. Since 1989, Bob has been full time as President and founder of Upstate Medical Physics, Inc. and is a physics reviewer for the American College of Radiology Mammography and Stereotactic Breast Biopsy Accreditation Programs. Bob was a key member of the New York State (NYS) Medical Physics License group and subsequently served as a member on the Medical Physics Advisory Committee of the NYS Board for Medicine. Bob has authored chapters and articles in over six books and has produced two booklets, two videos and a self-learning CD module.

Mark Rzeszotarski, PhD




Mark Rzeszotarski received his PhD degree from Case Western Reserve University (CWRU) in 1982 and was employed as a diagnostic medical physicist and Radiation Safety Officer for sixteen years at Mt. Sinai Medical Center in Cleveland, Ohio. He joined the faculty at MetroHealth Medical Center in 1998 and is currently Associate Professor of Radiology and Biomedical Engineering at CWRU. Dr. Rzeszotarski has taught medical physics to both engineers and diagnostic radiology residents for more than twenty years. He is board certified by the American Board of Radiology in Diagnostic and Medical Nuclear Physics and is currently Assistant Program Director for the diagnostic radiology residency program at MetroHealth Medical Center. He has been active on a number of AAPM committees and task groups relating to medical physics education and has served as coordinator and lecturer for both the AAPM/Radiological Society of North America Physics Tutorial for Residents and the AAPM Physics Review Courses for diagnostic and therapy medical physicists.

Beth Schueler, PhD



Beth Schueler received her PhD degree from the University of Minnesota in 1990. After completing the Clinical Medical Physics Residency Program at the Mayo Clinic in Rochester, Minnesota, she joined the Department of Radiology at the University of Minnesota, in 1992. She then returned to the Mayo Clinic in 1997, where she is now associate professor of Radiology. Dr. Schueler has served in many capacities in the American Association of Physicists in Medicine. She is the past chair of the Medical Physics Education of Allied Health Professionals and served as vice-chair of the Education Council. She is board certified by the American Board of Radiology in Diagnostic Radiological Physics. She has also been active professionally in the American College of Radiology. Dr. Schueler has published 25 papers in peer-reviewed journals.

S. Jeff Shepard, MS



Jeff Shepard is a Senior Medical Physicist and Director of Equipment Quality Assurance and PACS at The University of Texas M. D. Anderson Cancer Center. Jeff received his undergraduate degree in Medical Physics from Oakland University (Rochester, MI) and his MS in Radiological Physics from The University of Texas Health Science Center at Dallas. He then performed a two-year residency in Radiological Physics at Henry Ford Hospital in Detroit. He was a medical physicist from 1982-1986 at Wheaton Cancer Center in Millville, NJ and from 1986-1994 at Baylor Medical Center in Dallas. In 1994 he joined the Section of Diagnostic Physics at M. D. Anderson Cancer Center. Jeff was a major contributor to the development of the Department of Imaging Physics at M. D. Anderson Cancer Center. He has served on many task groups and committees for the AAPM, most associated with the Diagnostic X-ray Committee. He is considered an expert in the medical physics aspects of PACS.


Gerald White, Jr, MS



Jerry White earned an MS in Medical Radiation Physics, University of Kentucky in 1978 after earning a bachelors in Mathematics from the Pennsylvania State University. He is a Diplomat of the American Board of Radiology in Therapeutic Radiological Physics, Diagnostic Radiological Physics and Medical Nuclear Physics. He is currently a principal with Colorado Associates in Medical Physics, Inc. providing radiological physics and health physics support to Industrial and Medical users of radioactive material and radiation devices in the Rocky Mountain region.

Services include the areas of Radiation Therapy, Nuclear Medicine, Diagnostic Radiology, and Radiation Safety. Clinical responsibility for medical physics at two large medical centers in southern Colorado is shared with two partners. Supervisory responsibility for 9 medical physicists providing service for other medical centers in Colorado is also shared with two senior physicists. Jerry has served the AAPM in many capacities including on the Executive Committee as Secretary and is currently the chair of the Professional Council.


Fang-Fang Yin, PhD



Fang-Fang Yin completed PhD at University of Chicago in 1992. He joined faculty at the University of Rochester and became the Head of Medical Physics at Henry Ford Hospital in 1998 and Professor at Wayne State University in 2003. Currently, he is the Professor and Director of Radiation Physics at Duke University Medical Center and the Associate Director of Medical Physics Graduate Program. He was board certified in Therapeutic Radiological Physics by American Board of Radiology. He served as principal investigator for 5 external funded research projects and published over 70 papers and 5 book chapters. He is actively engaged

physicist and resident training and was awarded the Teacher of the Year in 2004 by the Association of Residents in Radiation Oncology. He is the co-chair for TG 104 and associate editor of medical physics journal. He served as abstract reviewer and session chair for several AAPM meetings. He organized international symposium on stereotactic body radiosurgery.

IN MEMORIAM



C.J. Karzmark, PhD

C. J. Karzmark, a former president of the AAPM known to most of us as Karz, Professor Emeritus at Stanford, died on January 16, 2005. Karz was born on the fourth of July 1920 in Caselton, North Dakota. He graduated from University of North Dakota in Physics and EE. While in the air force he gained experience in radar and microwave technology and went on to earn his PhD in Nuclear Physics at the University of Indiana. With this background he joined a pioneering team developing a linear accelerator for cancer treatment at Stanford Lane Hospital in San Francisco. This first medical linear accelerator appropriately christened LA 1 was commissioned in 1956. In 1959 Stanford Hospital moved to Palo Alto and Karz became head of the Radiologic Physics section. He retired in 1988 after 33 years of service to Stanford.

At a time when Cobalt 60 was king, Karz was a strong promoter of linacs for radiation oncology. His detractors pointed to their technological complexity and potential down time but Karz showed that with systematic preventative maintenance the linac was the future for radiation treatment. The classic 1993 reference text, *Medical Linear Accelerators*, co authored by Karz, was a major contribution to our field late in his career. He also led a pioneering effort in the development of the first dedicated RT simulator. Karz's clinical contributions included the first total skin therapy technique with electrons and a rigorous dosimetry system for Hodgkin's Disease treatment. He taught medical physics to innumerable future radiation oncologists.

As AAPM's 14th president Karz addressed the need for a new journal in 1973. *Medical Physics* was first published the next year. He also instituted the present council structure.

Karz is survived by four children and three grandchildren. Many physicists as ourselves owe their careers to his example, encouragement and for just being a gentleman.

(The above biography was provided by Bryan Hughes, MSc and Peter Fessenden, PhD)



Edward Webster, PhD

Edward W. Webster, better known to friends and colleagues as “Ted”, was a physicist for all seasons. He was a renowned scientist, a fine scholar, a skilled teacher, a loyal mentor and a highly respected colleague and friend. His numerous contributions to medical physics were multifaceted, including radiation oncology, radiation dosimetry, high voltage engineering, nuclear medicine, radiation protection, and the biophysics of low level radiation exposure. Ted’s many professional activities began with the drafting of the AAPM Constitution and By laws. In 1964, he became the 5th president of the AAPM, which honored him in 1983 with the coveted Coolidge Award. He played a major role in the training and education of physicians and medical physics, beginning with numerous courses he initiated in the Boston area and the drafting of teaching syllabuses and exam questions for the AAPM and the American College of Radiology. He will be long remembered for his important roll as a physics examiner for the American Board of Radiology on which he served in various capacities for 26 years.

Ted was born in London on April 12, 1922 and died in a retirement facility in Bedford, MA on December 17, 2005. He earned a doctorate in EE during the war years in London. His subsequent work on the design of Van de Graaff generators at the English Electric Company prompted Ted’s decision to pursue post doctoral studies in nuclear physics at MIT, where he worked with Van de Graaff and Trump. After lecturing at King’s College in London for a year, he returned to Boston in 1953 at the invitation of Dr. Robbin at MGM. Thus began a brilliant career in medical physics that would continue for 47 years until his retirement in January 2001.

Ted served on numerous committees of many scientific and professional organizations. For 32 years he was a prodigious participant in the activities of the National Council on Radiation Protection and Measurements, culminating with the honor of presenting the 16th annual Taylor Lecture on Dose and Risk in Diagnostic Radiology. He played a particularly important role on the BEIR III Committee for which he and Harold Rossi prepared a controversial draft advocating the linear quadratic dose effect model which later was supported by the majority of the Committee.

Ted is survived by his second wife, Dorothea, and six children, John, Peter, Anne, Edward, Mark and Susan; and by six grandchildren.

Those who knew Ted will long remember the twinkle in his eyes and his engaging smile upon greeting you. Ted loved America and was grateful to become a U.S. citizen. The AAPM will forever be grateful that Ted chose America as his adopted country, medical physics as his life’s career, and the AAPM as his professional home.

(The above biography was provided by Robert O. Gorson, MS)



Peter Wootton, BSc

Peter Wootton was born in Peterborough, England in 1924. He attended Birmingham University in Birmingham, England, where he earned the degree of BSc with Honors, in the School of Physics, and trained at the Christie Cancer Hospital.


Following World War II he took a position as radiation physicist at the Royal Infirmary in Glasgow, Scotland. In 1951, he came to the United States as an Instructor at the University of Texas, Houston, and as medical physicist at the M. D. Anderson Hospital. There he worked with Robert Shalek and Gilbert Fletcher on aspects of the calculation of dose in water and tissue from radium and cobalt 60.

In 1953, Peter came to Seattle, as a Radiation Physicist at the Tumor Institute of the Swedish Hospital; he was at that time the only full time medical physicist in the Northwest region. He came to the University of Washington in 1964, to become Assistant Professor of Radiology and Head of the Division of Medical Radiation Physics. He was promoted to Associate Professor in 1967 and to Professor in 1972. When the AAPM was incorporated in 1965, Peter served as a member of the initial Board of Directors, and in 1978 he served a term as AAPM President.

He continued to lead the Medical Physics Division at the University of Washington (UW) until his retirement in 1995. During his tenure at the University of Washington he created a medical physics service for the Northwest, then known as the Regional Medical Physics program. Subsequently it became an independent service, the Northwest Medical Physics Center, which is still operating today. Among many things, he worked with Dr. Robert Parker on studies of the Oxygen Effect, initially on the use of hyperbaric oxygen as a radiation sensitizer. Later, under contract with the National Cancer Institute, he led the development of the University of Washington Clinical Neutron Therapy System, which is still in operation and remains state of the art today.

Peter passed away at his home in Bellevue, Washington on 3 May 2004.

(The above biography was provided by Ira Kalet, PhD)



Robert Loevinger, PhD

Robert Loevinger was born in St. Paul, Minnesota. He attended the University of Minnesota at Minneapolis, where, in 1936, he earned a BA, magna cum laude, in Astronomy and Mathematics, with a minor in Physics.

He went on to Harvard Astronomy Observatory. In 1940 he received an MA in Astronomy from Harvard. He moved to the UC Berkeley, to continue graduate work in physics. From 1941 to 1945 he was involved in the Manhattan Project.

After the end of the war he continued graduate work at the Donner Laboratory of Medical Physics at Berkeley. After obtaining his PhD in Physics, in 1947, he started his medical physics career in the Radiation Therapy and X-Ray Diagnosis departments at Mount Sinai Hospital in New York City. In 1956, he was a Fellow at the Royal Marsden Hospital, London, England. From 1957 to 1965, he was Assistant Professor at Stanford University Medical School, Palo Alto, California. From 1965-1968, he served as Chief of the Dosimetry Section at the International Atomic Energy Agency, Vienna, Austria. After returning to the U.S. in 1968, he joined the National Bureau of Standards, later the National Institutes of Standards and Technology, in Gaithersburg, MD, and became the leader of the Dosimetry Group. With full support of the NBS, he worked closely with the AAPM. This led to the current system of five AAPM-accredited secondary standard dose laboratories, directly traceable to NIST. He officially retired in 1988, but stayed on till 1992, and "maintained a desk" there for another ten years.

Loevinger was a Charter member of the AAPM. He was on its Executive Committee from 1958 to 1965. In 1966 he became a member of the subcommittee for radiation dosimetry (SCRAD). He was a member, and later consultant, of the Radiation Therapy Committee, and chairman of the Ad-Hoc Committee on the Effects of SI units. He was a key member of five AAPM Task Groups, which together covered all aspects of clinical dosimetry. He was also a member of the Medical Internal Radiation Dosimetry (MIRD) Committee of the Society of Nuclear Medicine from 1968 to 1993. He produced about 100 publications.

Honors

1980 U.S. Commerce Department Silver Medal

1985 Federal Laboratory Consortium Award for Excellence in Technology Transfer

1993 Health Physics Society Distinguished Scientific Achievement Award

1995 American Association of Physicists in Medicine William D Coolidge Recipient

Date Uncertain: American Association of Physicists in Medicine Farrington Daniels Award, Society of Nuclear Medicine Plaque

Robert Loevinger died November 6, 2005, in San Diego, CA. He is survived by his children Nancy Loevinger (spouse David Larom and child Maia), David Loevinger (spouse Katherine and children Corey and Andrew) and Neal Loevinger.

(The above biography was provided by Johannes van de Geijn, PhD)

Achievement in Medical Physics Award



Azam Niroomand-Rad, PhD, FAAPM

Azam Niroomand-Rad received her PhD in Atomic and Molecular Physics from Michigan State University in 1978. She completed a post-doctoral fellowship in medical physics at the University of Wisconsin, Madison in 1983, and is currently board certified by the American Board of Radiology (ABR) and the American Board of Medical Physics. For the past 18 years, she has worked at Georgetown University Medical Center (GUMC) in Washington D.C. She is currently a full professor at GUMC and serves as the President of the International Organization of Medical Physics (IOMP).

For the past 25 years, Dr. Niroomand-Rad has been very productive in academia as a clinical radiation oncology physicist. She has published over forty peer-reviewed articles and numerous book chapters, and is co-inventor of a U.S. patent for designing a novel stereotactic method for treatment of spine lesions. She has been an invited speaker to many conferences related to her clinical research activities. In addition, she has been recognized for her teaching and has received the Teacher of the Year Award from the Association of Residents in Radiation Oncology. She is also an Oral Examiner for American Board of Radiology. Her administrative responsibilities have included that of Clinical Physics Director at GUMC.

In addition to her research, teaching, administrative, and patient care activities, Dr. Niroomand-Rad has been very active in the scientific, educational, and professional activities of the AAPM. She became a Fellow of our organization in 1997. She has served the association in many capacities, including twice as a member of the Board of Directors, Founding Chair of the International Scientific Exchange Programs for developing countries, Chair of International Affairs Committee, Chair of Task Groups, and as an Associate Editor of the Medical Physics Journal.

In her role as President of the IOMP, she has helped promote the status of medical physics worldwide. She has been critical in the establishment of several national medical physics associations in the developing countries and has organized many international scientific and educational programs. Most recently, she has worked diligently towards the listing of the medical physics profession as a health profession in the next revision of the International Standard Classification of Occupations (ISCO-88) by the International Labor Organization.


William D. Coolidge Award

The AAPM's highest honor is presented to a member who has exhibited a distinguished career in medical physics, and who has exerted a significant impact on the practice of medical physics.

William D. Coolidge Award Recipients

1972	William D. Coolidge	1989	William R. Hendee
1973	Robert J. Shalek	1990	Peter R. Almond
1974	John S. Laughlin	1991	Moses A. Greenfield
1975	Marvin M.D. Williams	1992	Nagalingam Suntharalingam
1976	Harold E. Johns	1993	Colin G. Orton
1977	Edith E. Quimby	1994	F. H. Attix
1978	Lawrence H. Lanzl	1995	Robert Loevinger
1979	Herbert M. Parker	1996	Leonard Stanton
1980	John R. Cameron	1997	James A. Purdy
1981	James G. Kereiakes	1998	Bengt E. Bjarngard
1982	Gail D. Adams	1999	Faiz M. Khan
1983	Edward W. Webster	2000	Lowell L. Anderson
1984	Robley D. Evans	2001	Ravinder Nath
1985	Jack S. Krohmer	2002	Bhudatt R. Paliwal
1986	Warren K. Sinclair	2003	Kenneth R. Hogstrom
1987	Gordon L. Brownell	2004	C. Clifton Ling
1988	John R. Cunningham	2005	Gary T. Barnes

AAPM William D. Coolidge Recipient for 2006



Ervin B. Podgorsak, PhD, FCCPM, FAAPM

Ervin B. Podgorsak was born in Vienna, Austria and grew up in Slovenia where he completed his undergraduate studies in Technical Physics at the University of Ljubljana. He continued his studies at the University of Wisconsin in Madison where he received his MSc degree in Physics under John R. Cameron in 1970 and his PhD degree in Physics with a minor in Radiological Science under Paul R. Moran in 1973. After completing a Post-doctoral Fellowship under Harold E. Johns and clinical physics traineeship under John R. Cunningham at the University of Toronto in 1975, Dr. Podgorsak accepted a position of Assistant Professor and clinical physicist at McGill University in Montreal where he currently holds the positions of Professor of Medical Physics (since 1985) and Director of the Medical Physics Unit (MPU) in the Faculty of Medicine (since 1991) as well as Director of the Medical Physics Department in the McGill University Health Centre (since 1979).

During his association with McGill, Dr. Podgorsak has been involved with all aspects of medical physics, including clinical work and consultation; basic and applied clinical research; teaching of two graduate physics courses to medical physics graduate students; mentoring of graduate students; teaching of medical residents and radiotherapy technology students; administration of a hospital medical physics department with 30 staff, and administration of an academic graduate program with 40 students and residents.

Of all professional responsibilities, Dr. Podgorsak is most fond of teaching and derives much pleasure from seeing his students embarking on successful professional careers. The MPU was formed at McGill in 1979 and to date it graduated 140 MSc students and 18 PhD students; of these Dr. Podgorsak mentored 30 MSc and 7 PhD students. McGill's MSc and PhD programs have been CAMPEP-accredited since 1993; and its residency program in radiation oncology physics since 2000.

Dr. Podgorsak has served in the AAPM on the Board of Directors, Radiotherapy committee, various task groups, Education Council, and the "Medical Physics" Editorial Board. He also served as chair of the Local Arrangements committee for the 2002 annual meeting and is currently chair of the "Education and Training of Medical Physicists" committee. He was also active on many other national and international committees, boards and advisory boards, in particular the Canadian College of Physicists in Medicine (CCPM), serving on the CCPM Board as Chair of the Examination committee, Vice President, and President. He is board certified in radiation oncology physics by the CCPM and the

American Board of Medical Physics (ABMP) and served on examination panels for both the CCPM and the ABMP.

Dr. Podgorsak is a Fellow of the CCPM and the AAPM. He has published 140 papers in peer- reviewed journals, recently edited a radiation oncology physics textbook for the International Atomic Energy Agency and published a textbook “Radiation Physics for Medical Physicists” through Springer. With his graduate student Corey Zankowski he received the Sylvia Fedoruk Prize and the Farrington Daniels Award. In 2005 he received the Lifetime Achievement Award from the Upstate New York AAPM chapter.

Congratulations to all of the Award Winners!

