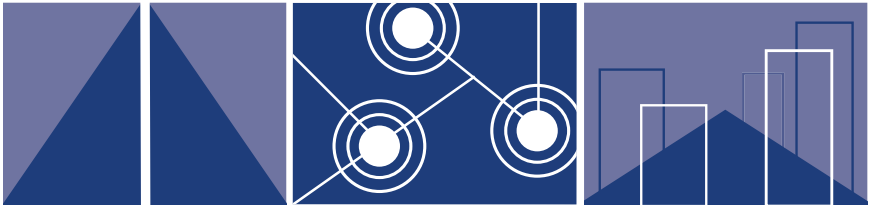




AMERICAN ASSOCIATION *of* PHYSICISTS IN MEDICINE

Awards Ceremony

AAPM 2017 JUL 30—AUG 3



59TH ANNUAL MEETING & EXHIBITION | DENVER, CO

July 31, 2017 • 6:30 pm
Centennial Ballroom • Level 3 • Hyatt Regency



CONNECTING OUR PATHWAYS. UNIFYING OUR PROFESSION.

The American Association of Physicists in Medicine is the premier organization in medical physics, a broadly-based scientific and professional discipline encompassing physics principles and applications in biology and medicine.

The mission of the American Association of Physicists in Medicine is to advance the science, education and professional practice of medical physics.





CONNECTING OUR PATHWAYS.
UNIFYING OUR PROFESSION.





2017 PROGRAM

Melissa Martin, MS
AAPM President

Honoring Deceased AAPM Members

AAPM Fellowships and Grants

SPIE-AAPM-NCI Prostate MR Gleason Grade Group
PROSTATEx-2 Challenge

Research Seed Funding Initiative

Jack Fowler Junior Investigator Award

Jack Krohmer Junior Investigator Award

John R. Cameron Young Investigator Awards

AAPM Award for Innovation in Medical Physics Education

Journal of Applied Clinical Medical Physics Paper Awards

Moses and Sylvia Greenfield Paper Award

Farrington Daniels Paper Award

Honorary Membership

Fellows

Recognition of 50+ Years of AAPM Membership

John S. Laughlin Young Scientist Award

Marvin M.D. Williams Professional Achievement Award

Edith H. Quimby Lifetime Achievement Award

William D. Coolidge Gold Medal

Closing Remarks

Reception immediately following

AAPM FELLOWSHIPS & GRANTS

■ **AAPM/RSNA Fellowship for the training of a doctoral candidate in the field of Medical Physics**

Awarded for the first two years of graduate study leading to a doctoral degree in Medical Physics. The recipient is:

Qiyuan Hu – Carleton College

■ **2017 DREAM — Diversity Recruitment through Education and Mentoring Program**

Designed to increase the number of underrepresented groups in medical physics by creating new opportunities, outreach and mentoring geared towards diversity recruitment of undergraduate students in the field of medical physics. Students participating in the program are placed into summer positions that are consistent with their interests. Students are selected for the program on a competitive basis to be DREAM fellows. Each DREAM fellow receives a stipend from AAPM for the DREAM Program. **Additional support was provided by the AAPM Northwest Chapter.** The DREAM Fellows for 2017 are:

Jasmine J. Byard

Jeongin Choi

Ann K. Kogler

Stacy L. Mendez

Ruvini Navaratna

Melton Douglas Parham Jr.

Azmul H. Siddique

Amanda Elise Swanson

■ **Summer Undergraduate Fellowships**

Designed to provide opportunities for undergraduate university students to gain experience in medical physics by performing research in a medical physics laboratory or assisting with clinical service at a clinical facility. In this program, AAPM serves as a clearinghouse to match exceptional students with exceptional medical physicists, many who are faculty at leading research centers. Students participating in the 10-week program are placed into summer positions that are consistent with their interests. Students are selected for the program on a competitive basis to be an AAPM summer fellow. Each summer fellow receives a stipend from AAPM. The Summer Undergraduate Fellows for 2017 are:

Raymond Fang

Byron R. Grant

Reed Michael Kolany

Timothy Patrick McMullen

Joseph G. Scotto

Daniel Seiter

Mark Elliott Tracy

■ Summer School Scholarships

These scholarships are offered to applicants who are early in their careers in medical physics. The 2017 scholarship recipients are:

Ning Cao, PhD

Michael Carlson, DMP

Qiyong Fan, PhD

Tony Law, MS

Irina Vergalaso, PhD

Kai Yang, MS

■ The AAPM Expanding Horizons Travel Grant

A new travel grant program designed to provide an opportunity to broaden the scope of scientific meetings attended to introduce students and trainees to new topics which may be of relevance to medical physics research and which may subsequently be incorporated into future research to progress the field in new directions. *The deadline for 2017 is September 1, 2017.* The 2016 Travel Grant recipients are:

Saeed Ashrafinia

Jessica Fagerstrom

Ming-Jung Hsieh

Xu Ji

Hossein Lavvafi

Hannah Lee

Yinsheng Li

Emily Marshall

Natalie Viscariello

Siavash Yousefi

■ The AAPM Science Council Associates Mentorship Program

This program has been established to recognize and cultivate outstanding researchers at an early stage in their careers, with the goal of promoting a long-term commitment to science within AAPM. The program uses the process of 'shadowing' to integrate the Associates into the scientific activities of the organization.

Christina Brunnquell, PhD

Xuanfeng Ding, PhD

Austin Faught, PhD

Elizabeth Huynh, PhD

Rongxiao Zhang, PhD

■ Best Medical/AAPM Travel Fellowship

A new Travel Fellowship for Student, Resident or Junior Members of the AAPM to attend the AAPM Annual Meeting, to be exposed to and have access to the scientific and technical information and presentations on current and emerging topics in medical physics and related areas. The 2017 Travel Fellowship recipients are:

Timur Alexeev, PhD

Sang Ho Lee, PhD

Juan C. Montoya

James R. Spencer, MS

Chunhao Wang, PhD

SPIE-AAPM-NCI PROSTATE MR GLEASON GRADE GROUP PROSTATEx-2 CHALLENGE

AAPM, along with the SPIE (the international society for optics and photonics) and the National Cancer Institute (NCI), conducted a part 2 "Grand Challenge" on the development of quantitative multi-parametric magnetic resonance imaging (MRI) biomarkers for the determination of Gleason Grade Group in prostate cancer. An individual from each of the two top-performing teams will present their methods in a session at the 2017 AAPM Annual Meeting.

Bejoy Abraham and Madhu S. Nair
Saifeng Liu

RESEARCH SEED FUNDING INITIATIVE

These grants are awarded to provide funds to develop exciting investigator initiated concepts, which will hopefully lead to successful longer term project funding from the NIH or equivalent funding sources. It is expected that subsequent research results will be submitted for presentation at future AAPM meetings. The recipients for 2017 are:

Don Verne Kohl, PhD – University of Stanford Radiation Oncology
Hao Zhang, PhD – Johns Hopkins University Biomedical Engineering
Jiming Zhang, PhD – CHI St Luke's Health Baylor St Luke's Medical Center

JACK FOWLER JUNIOR INVESTIGATOR AWARD

Established in honor of Dr. Jack Fowler, Ph.D., Emeritus Professor of Human Oncology and Medical Physics, University of Wisconsin. Junior Investigators were encouraged to submit abstracts for the competition. The top scoring Junior Investigator submission determined by abstract reviewers was selected and the award is presented to:

Yunhe Xie, PhD

JACK KROHMER JUNIOR INVESTIGATOR AWARD

(formerly known as "Science Council Junior Investigator Award")

Established in honor of Dr. Jack Krohmer, PhD, a pioneer in the medical physics community. The award is based on abstracts submitted to the Scientific Program of the AAPM Annual Meeting, judged according to criteria of significance, innovation, and the potential for major scientific impact in an area of cutting edge interest in medical physics. The 2017 award is presented to:

Timur Alexeev, PhD

JOHN R. CAMERON YOUNG INVESTIGATOR AWARDS

Each year AAPM conducts a Young Investigators' Competition for the Annual Meeting. Young Investigators were encouraged to submit abstracts for the competition. The 10 highest scored Young Investigator submissions held earlier today by abstract reviewers are selected to be presented in a special symposium, in honor of University of Wisconsin Professor Emeritus John R. Cameron, PhD. The top 3 scoring abstracts will be announced during this ceremony.

AAPM AWARD FOR INNOVATION IN MEDICAL PHYSICS EDUCATION

The Award for Innovation in Medical Physics Education is generously supported by a bequest from the estate of Dr. Harold Marcus. It is given for innovative programs in medical physics education of physicists, physicians, ancillary personnel and the public. The 2017 winner was determined earlier today and will be announced during this ceremony.

JOURNAL OF APPLIED CLINICAL MEDICAL PHYSICS BEST PAPER AWARDS

■ Award of Excellence for an Outstanding Radiation Oncology Physics Article

The Award of Excellence for Outstanding Radiation Oncology Physics Article published in *JACMP* in 2016 is presented to:

Leigh Conroy, Rosanna Yeung, Elizabeth Watt, Sarah Quirk, Karen Long, Alana Hudson, Tien Phan and Wendy L. Smith for the paper entitled "Evaluation of target and cardiac position during visually monitored deep inspiration breath-hold for breast radiotherapy" *Journal of Applied Clinical Medical Physics*, 17(4) 2016.

■ Award of Excellence for the Best Medical Imaging Physics Article

The Award of Excellence for the Best Medical Imaging Physics Article published in *JACMP* in 2016 is presented to:

Choirul Anam, Freddy Haryanto, Rena Widita, Idam Arif and Geoff Dougherty for their paper entitled "Automated Calculation of Water-equivalent Diameter (DW) Based on AAPM Task Group 220" *Journal of Applied Clinical Medical Physics*, 17(4) 2016.

■ Award of Excellence for the Best Radiation Measurements Article

Award of Excellence for the Best Radiation Measurements Article published in *JACMP* in 2016 is presented to:

Nava Raj Paudel, Diana Shvydka and E. Ishmael Parsai for their paper entitled "Thin-film CdTe detector for microdosimetric study of radiation dose enhancement at gold-tissue interface" *Journal of Applied Clinical Medical Physics*, 17(5) 2016.

■ Editor In Chief Award of Excellence for an Outstanding General Medical Physics Article

Editor In Chief Award of Excellence for an Outstanding General Medical Physics Article published in *JACMP* in 2016 is presented to:

Guang Li, Travis C. Greene, Thomas K. Nishino and Charles E. Willis for their paper entitled "Evaluation of cassette-based digital radiography detectors using standardized image quality metrics: AAPM TG-150 Draft Image Detector Tests" *Journal of Applied Clinical Medical Physics*, 17(5) 2016.

MEDICAL PHYSICS BEST PAPER AWARDS

MOSES & SYLVIA GREENFIELD AWARD

The Moses & Sylvia Greenfield Award for the best paper (other than Radiation Dosimetry) published in *Medical Physics* for 2016 is presented to:

Ludwig Ritschl, Jan Kuntz, Christof Fleischmann and Marc Kachelriess for their paper entitled "The rotate-plus-shift C-arm trajectory. Part I. Complete data with less than 180° rotation" *Medical Physics*, 43 (5), 2295-2302 (2016).

FARRINGTON DANIELS AWARD

The Farrington Daniels Award for the best paper on Radiation Dosimetry published in *Medical Physics* in 2016 is presented to:

Dong Han, Jeffrey V. Siebers and Jeffrey. F. Williamson for their paper entitled "A linear, separable two-parameter model for dual energy CT imaging of proton stopping power computation" *Medical Physics* 43 (1), 600-612 (2016).

HONORARY MEMBERSHIP

Honorary membership into AAPM is bestowed upon individuals to recognize distinguished service that they have provided to other societies that support medical physics. Thus the award not only honors the individual but also strengthens the links between AAPM and the other society. This year, AAPM will grant honorary membership to:

Bruce G. Haffty, MD

Valerie P. Jackson, MD

Arno J. Mundt, MD

FELLOWS

The category of Fellow honors members who have distinguished themselves by their contributions in research, education, and leadership in the medical physics community.

Michael P. Andre, PhD

Stefan Both, PhD

Georges El Fakhri, PhD

Issam M. El Naqa, PhD

Jonathan B. Farr, DSc

S. Murty Goddu, PhD

James H. Goodwin, MS

Walter Grant, III, PhD

Kathleen M. Hintenlang, PhD

Darryl G. Kaurin, PhD

Paul E. Kinahan, PhD

Kenneth F. Koral, PhD

Rajat J. Kudchadker, PhD

Kenneth L. Matthews, II, PhD

Paul M. Medin, PhD

Michael T. Munley, PhD

Sujatha Pai, MS

Bhaskaran K. Pillai, PhD

Nicole T. Ranger, MSc

John C. Roeske, PhD

Bill J. Salter, PhD

L. John Schreiner, PhD

Anil Kumar Sharma, PhD

Ramon Alfredo C. Siochi, PhD

R. Jason Stafford, PhD

Sugata Tripathi, PhD

Thaddeus A. Wilson, PhD

RECOGNITION OF 50+ YEARS OF AAPM MEMBERSHIP

JOHN S. LAUGHLIN YOUNG SCIENTIST AWARD

This award recognizes outstanding scientific achievement in medical physics for a young scientist member of AAPM. The award will usually be given to a member under the age of 45 who is no more than 10 years beyond the awarding of his/her doctoral degree. The 2017 recipient is:

Xun Jia, PhD

MARVIN M.D. WILLIAMS PROFESSIONAL ACHIEVEMENT AWARD

This award recognizes AAPM members for an eminent career in medical physics with an emphasis on clinical medical physics. The 2017 recipients are:

Stephen Balter, PhD and Michael Gillin, PhD

EDITH H. QUIMBY LIFETIME ACHIEVEMENT AWARD

This award recognizes AAPM members whose careers have been notable based on their outstanding achievements. The 2017 recipients are:

Donald Frey, PhD and John Wong, PhD

WILLIAM D. COOLIDGE GOLD MEDAL

This award recognizes an AAPM member for an eminent career in medical physics. It is the highest award given by AAPM. The 2017 recipient is:

Jatinder Palta, PhD

HONORARY MEMBERSHIP



BRUCE G. HAFFTY, MD, FACR, FASTRO

Bruce G. Haffty, MD, FACR, FASTRO, is Chief of Staff, Rutgers Cancer Institute of New Jersey, Professor and Chairman of Radiation Oncology, Rutgers-Robert Wood Johnson Medical School, New Jersey Medical School and Cancer Institute of New Jersey. His medical school, internship and residency training was at Yale. He spent most of his academic career at Yale, where he was Professor of Therapeutic Radiology, residency program director from 1992 through 2004, Vice Chairman and Clinical Director from 2002-2005. He moved to Rutgers Cancer Institute of New Jersey in 2005.

Dr. Haffty has a long and successful record in clinical and translational research in radiation oncology. He has focused his efforts on molecular/genetic factors as they relate to radiation resistance and outcomes in patients undergoing radiation. His original work on BRCA1/2 in conservatively managed breast cancer, published in *Lancet*, document high rates of second primary ipsilateral breast cancers and has impacted clinical practice. Additional studies, based on valuable tissue microarrays with annotated databases he has created demonstrate novel factors associated with outcomes paving the way for molecular targeted therapies in combination with radiation. Initial studies on outcomes in triple negative breast cancers led to collaborative laboratory studies demonstrating that the loss of 53BP1 was associated with resistance to DNA damaging agents in triple negative BRCA1 deficient cells. Subsequently, his laboratory demonstrated higher rates of radiation resistance and local failures in triple negative breast cancers with loss of 53BP1.

Dr. Haffty is also a leader in national clinical trials. He has coauthored a number of national clinical trials papers in high impact journals. He is currently co-investigator on several national clinical trials through the NRG and Alliance cooperative groups. He has published over 400 peer-reviewed articles, 30 book chapters, and numerous editorials and letters. He is consistently listed as one of the country's leading physicians and best doctors through national registries.

In addition to a busy clinical practice, Dr. Haffty has served on numerous national committees related to research and education in breast cancer and radiation oncology. He is a Past President of the American Radium Society, past Chairman of the Residency Review Committee in Radiation Oncology, past President of the American Board of Radiology, and past President and Past Chairman of the Board of ASTRO. He currently serves as Associate Editor of the *Journal of Clinical Oncology* and on the RSNA Board of Directors as the Science Liaison.



VALERIE P. JACKSON, MD, FACR

Valerie P. Jackson, MD, FACR, graduated from Indiana University School of Medicine in 1978, completed her radiology residency there in 1982, and then served on the faculty until 2014. Dr. Jackson was the Residency Program Director for ten years and Chairman of the Department of Radiology from January 2003 through May 2014. She is currently the Eugene C. Klatt Emeritus

Professor of Radiology. On July 1, 2014, she became the Executive Director of the American Board of Radiology (ABR). She is a diplomate of the ABR and actively participates in the Maintenance of Certification (MOC) program on a voluntary basis.

Dr. Jackson has been involved in research, education, and national service, primarily in the area of breast imaging, for many years. She was a member of the American College of Radiology (ACR) Board of Chancellors from 1996 to 2003, serving as the Chair of the Commission on Education. She is a Past President of the Society of Breast Imaging (SBI) and of the ACR. As a member of the ABR Board of Trustees, she was in charge of the breast imaging section. She was a member of the Residency Review Committee for Diagnostic Radiology for the ACGME, and is currently on the Board of Directors of the Radiological Society of North America. She has been awarded Gold Medals by the Indiana Radiological Society, the SBI, and the ACR.

Dr. Jackson has authored more than 100 publications and numerous book chapters. She has been an author and editor for two editions of a major breast imaging textbook, *Diagnosis of Diseases of the Breast*, with Lawrence W. Bassett, MD. She has given numerous presentations on breast imaging and education nationally and internationally.

CONNECTING OUR PATHWAYS. UNIFYING OUR PROFESSION.



ARNO J. MUNDT, MD

A native of Honolulu, Hawaii, Dr. Mundt graduated from Stanford University with a degree in Philosophy and went on to Medical School at the University of Michigan in Ann Arbor. Following Medical School, he completed an Internship in Internal Medicine and a Residency in Physical Medicine and Rehabilitation at George Washington University in Washington DC.

During his PM&R training, Dr. Mundt developed an interest in Oncology and decided to enter the field of Radiation Oncology.

Following a residency in Radiation Oncology in the Department of Radiation and Cellular Oncology at the University of Chicago, Dr. Mundt joined the faculty at that institution initially as an Assistant Professor and was later promoted to Associate Professor. He also served as the Director of the Residency Training Program and Medical Director of the University of Illinois at Chicago. In March 2006, Dr. Mundt was recruited to be Professor and Founding Chair of what would become the Department of Radiation Medicine and Applied Sciences at the University of California, San Diego (UCSD).

Dr. Mundt is an internationally recognized radiation oncologist. He has published over 150 journal articles, 30 book chapters, and other reviews predominantly focusing on the use of novel radiotherapy approaches including intensity modulated radiotherapy (IMRT), image-guided radiotherapy (IGRT) and stereotactic radiosurgery. He has edited 5 oncology textbooks, including two devoted to novel radiation technologies: *IMRT: A Clinical Perspective* and *IGRT: A Clinical Perspective*. The latter includes contributors from over 77 institutions in 18 countries.

Dr. Mundt's specialty is Gynecologic Cancer (Cervical, Uterine, Vulvar). He has been an invited speaker at over 200 seminars, symposia and workshops in the United States and abroad, including in Algeria, Australia, Brazil, Canada, Chile, China, Columbia, England, Japan, Korea, Mexico, Panama, Senegal, Sudan, Taiwan, and Tanzania. He has been a visiting professor at numerous prestigious Universities, including the Mayo Clinic, the University of Michigan, Washington University, and Emory University. He is a guest reviewer for 8 cancer journals and serves on multiple advisory and editorial boards. He has been named Top Doctor for Cancer as well as a Top Doctor by the Chicago Magazine. He has been named a Top Doctor by the San Diego Magazine three years in a row.

Since 2015, Dr. Mundt has been President of the Radiating Hope Society which brings radiation medicine treatments to developing countries in Africa. Dr. Mundt has been on missions to Senegal and Tanzania. He coordinated the first ever brachytherapy treatment in the country of Tanzania. He is also an advisory board member of another global health organization, Cure Cervical Cancer.

Outside the hospital, Dr. Mundt is an avid classical pianist and racquetball player. He enjoys travel and has a considerable interest in foreign languages, having studied 8 languages (his best are French, German and Italian). A life-long tennis enthusiast, Dr. Mundt was a frequent tennis partner of Barack "Barry" Obama while growing up in Hawaii.

Fellows



MICHAEL ANDRE, PhD

Michael Andre received his PhD in Medical Physics from the University of California, Los Angeles. Since 1981

he has been at the VA Healthcare System and Professor of Radiology, University of California, San Diego. He is a popular educator of radiology residents, medical students and graduate students. As a diagnostic physicist, he is known for his research of quantitative imaging methods, digital mammography, ultrasound (US) computer-aided diagnosis and unique US instrumentation. He has directed multi-center translational research in breast US computed tomography, US CAD and liver disease. His team is currently developing imaging biomarkers for a variety of liver and musculoskeletal diseases using quantitative US, CT, MRI. His lab is busier than ever as are his pursuits in mountaineering and sports car racing. He joined AAPM in 1975, is ABR-certified in Diagnostic Radiologic Physics and is a Fellow of the American Institute of Ultrasound in Medicine.



STEFAN BOTH, PhD

Stefan Both received his PhD degree in 2005 from the Babes-Bolyai University of Romania. His physics career started in

1996 at the Kiricuta Oncology Institute, also in Romania. He immigrated to the US in 2000 and worked in private and academic radiation oncology settings. In 2008, Dr. Both became a faculty member at the University of Pennsylvania, where he advanced treatment programs in conventional radiotherapy, established and led the physics residency program, and spearheaded technical advances, including proton therapy. In 2015, he joined Memorial Sloan-Kettering Cancer Center as an Associate Attending and Lead Physicist. He has served on many committees in the AAPM and is board certified by the ABR in Therapeutic Radiological Physics. He has also been active professionally with the ABR, CAMPEP and Particle Therapy Co-Operative Group. Dr. Both has published over 60 papers in peer-reviewed journals.



GEORGES EL FAKHRI, PhD

Georges El Fakhri is a Professor of Radiology at Harvard Medical School and the founding

Director of the Gordon Center for Medical Imaging at Massachusetts General Hospital. He developed novel approaches to quantitative SPECT, PET/CT and PET/MR that led to the identification of brain structures involved in prodromal AD. He pioneered the use of in-room PET for monitoring proton therapy as well as novel approaches to mapping membrane potential in the heart. Honors include the 2004 Dana Foundation Award, the 2005 Mark Tetalman Award, the Howard Hughes Medical Institute Training Innovation Award and IEEE Fellow. He has been active professionally in AAPM (Past President of NE-AAPM), SNMMI (Past President, Computer & Instrumentation, Associate Chair Scientific Committee) and IEEE (Past Chair, IEEE Medical Imaging Conference). He is board certified by the ABR and serves as Associate Editor for Medical Physics and IEEE Transaction on Nuclear Science.



ISSAM EL NAQA, PhD

Issam El Naqa received his PhD (2002) in ECE from IIT, Chicago with highest distinction. He completed an

MA (2007) in Biology at Washington University in St. Louis, where he did a post-doc in medical physics and was hired as an Instructor (2005-2007) and then as an Assistant Professor (2007-2010). He became an Associate Professor at McGill University (2010-2015) and was a CIHR scholar. He is currently an Associate Professor at the University of Michigan, and is certified by the ABR. He is a recognized expert in the fields of image processing, bioinformatics, computational radiobiology, and treatment outcomes modeling. He co-edited a book on Machine Learning in Radiation Oncology, Springer, 2015 and is currently editing a book on outcome modeling, to be published by Taylor & Francis in 2017. He has been an active member of several academic and professional societies. His research has been funded by several federal and private grants and he serves as a board member for several leading journals.



**JONATHAN FARR,
DSc**

Jonathan Farr received his PhD degree in 2003 from Wayne State University, and

completed his training in Experimental Radiation Oncology with an emphasis on medical physics in 2012 at the Universitätsklinikum Essen-Duisburg, Germany. He has made contributions to the development, characterization, and application of particle therapy systems. Dr. Farr has served in many capacities in the AAPM including as a member of the Working Group on Particle Beams and as an Associate Editor of Medical Physics. He is certified by the ABR in Therapeutic Physics and serves as the Chief of Radiation Physics at St. Jude Children's Research Hospital. Dr. Farr has published over 45 papers in peer-reviewed journals, and presented over 120 abstracts at scientific conferences.



**S. MURTY GODDU,
PhD**

Sreekrishna Murty Goddu received his PhD in 1991 from Andhra University, India and joined

the Department of Radiology, UMDNJ in Newark, NJ in 1992. He completed the Medical Physics Residency from Mallinckrodt Institute of Radiology in St. Louis, MO in July 1999 and joined the faculty at the Medical University of

South Carolina in Charleston. After 4 years, he joined the Radiation Oncology faculty at Washington University, where he is currently an Associate Professor. He was certified in 2001 in therapeutic medical physics by the ABR. Dr. Goddu teaches and mentors clinical and medical physics residents; dosimetry and therapy students. Dr. Goddu has served as president of the Missouri Valley Chapter of AAPM. He has served on several AAPM task groups (TG-148 & TG-114), ASTRO's IGRT workgroup and the code development and valuation subcommittee. Dr. Goddu has 3 patents and published more than 75 papers in refereed journals. He has given presentations at several national and international conferences.



**JAMES GOODWIN,
MS**

James Goodwin received his MS in Medical Physics in 1980 from the University of

Colorado and joined St. Francis Hospital in Tulsa, Oklahoma. While there he achieved certification by the ABR in Therapeutic Radiological Physics, Diagnostic Radiological Physics and Medical Nuclear Physics. In 1987, he became the radiation therapy physicist at the University of Vermont Medical Center where his duties included both clinical support and the physics education of residents, fellows and allied health students. He became Chief

Physicist in 1989 and was promoted to Associate Professor of Radiology in 1995, positions which he still holds today. MR. Goodwin has served AAPM in a number of positions including member of the Board, vice-chairman of the Professional Council and chair of the Audit Committee. He has specialized in medical physics economics and reimbursement and is very active in these areas within the AAPM as well as with the ACR and ASTRO.



**WALTER GRANT III,
PhD**

Walter Grant received his PhD degree in Nuclear Physics in 1969 from Tulane University.

After completing a Medical Physics Postdoctoral Fellowship Program at MD Anderson Hospital, he joined the faculty, working initially in the Radiological Physics Center where he became Associate Director. He joined AAPM at the same time. After 10 years, Dr. Grant left Houston for St. Petersburg, Florida where he was President of Gill Physics, a consulting firm. During that time, he became active in the ACMP, holding board and elected positions. In 1990 Dr. Grant joined Baylor College of Medicine as a tenured Associate Professor. It was there that he established the initial dosimetric and quality assurance programs for the Peacock, the original Intensity Modulated Radiotherapy Treatment system and treated the first patient in 1994. Dr. Grant has published

over 65 peer-reviewed articles and has 50 invited-presentations. Dr. Grant received the Marvin M.D. Williams Award in 2010.



**KATHLEEN
HINTENLANG, PhD**

Kathleen Marie (Buckley) Hintenlang was awarded a PhD in 1998 from the University of

Florida, with Alpha Nu Sigma honors. She has developed broad expertise as demonstrated by ABR certification and licensure in Therapeutic, Diagnostic and Medical Nuclear Physics. Dr. Hintenlang was employed at UF for eleven years working in diagnostic radiology, nuclear medicine, radiation protection and consulting. She subsequently joined RBOI, a large private practice, as a clinical radiation therapy physicist and RSO for twelve years. Dr. Hintenlang then joined the Mayo Clinic faculty for three years before moving to Ohio State University. Dr. Hintenlang has maintained affiliate faculty appointments in the Colleges of Medicine and Engineering at UF. She has held a variety of committee and leadership roles in AAPM, as well as the ACMP, ABR, ASTRO, CRCPD and her local chapters. Much has changed since first joining AAPM, but Dr. Hintenlang's colleagues have remained the same gracious, warm and caring individuals, and she has been enriched learning from them.



DARRYL KAURIN, PhD

Darryl Kaurin received a PhD in 1996 from Rutgers University. He completed a residency

in Therapeutic Medical Physics at Vanderbilt University in 1999, subsequently joining the faculty and teaching in the graduate program there. He became Chief Physicist at Oregon Health and Science University in 2002, where he expanded teaching of RTT students and radiation oncology residents, commissioned IMRT, Glisite®, HDR, SBRT, helped design a mobile HDR; assisted in designing a new department, and co-created the Oregon Medical Physics Graduate Program with Oregon State University. He joined the Northwest Medical Physics Center in 2009 and is presently the Director of the Therapy Residency Program. He has been active on several AAPM task groups. Northwest AAPM Chapter activities include the presidential chain, hosting several meetings, and proposing a student/resident section at the Spring Meeting, which occurred the last 2 years. He is certified by the American Academy of Health Physics and the ABR.



PAUL KINAHAN, PhD

Paul Kinahan is Vice-Chair for Research and Professor of Radiology at the University of Washington, joint

with Bioengineering and Physics. He is also Director of PET/CT Imaging Physics at the UW Medical Center. His research includes optimizing the physics of PET/CT imaging, objective assessment of image quality, and the use of quantitative analysis in oncology imaging. Dr. Kinahan was a member of the team that developed the first PET/CT scanner. He has served in many capacities in AAPM and is currently a member of the Science Council, co-chair of the Research Committee, and liaison to the RSNA. He has served as President of the SNMMI Computer and Instrumentation Council, President of the American Board of Science in Nuclear Medicine, co-chair of the RSNA Quantitative Imaging Biomarkers Alliance (QIBA) for PET/CT and other roles. In 2012, Dr. Kinahan received the SNMMI Ed Hoffman Memorial Award for outstanding contributions in the field of computers and instrumentation in Nuclear Medicine.



KENNETH KORAL, PhD

Kenneth Koral received his BS degree from Case Institute of Technology and his PhD in nuclear

physics from its successor, Case Western Reserve University, in Cleveland Ohio. Dr. Koral started his research career with NASA and moved into medical physics during a year as a postdoc in the United Kingdom. He was recruited to the University of Michigan Medical Center by William H. Beierwaltes. He is the principal holder of a patent for a method of correction for Compton scattering of gamma rays. Co-inventors are long-time collaborators W. Leslie Rogers and Neal H. Clinthorne. His main research goal has been activity quantification in single-photon emission computed tomography applied to accurate tumor dosimetry. These research topics are covered in several book chapters he co-authored. Dr. Koral has been a member of both the Society of Nuclear Medicine and the AAPM since the 1980s. He was a long-time member of the AAPM Task Group on Radiolabeled Antibody Dosimetry. Dr. Koral was an early proponent of the advantages of superimposing a CT image onto a SPECT image. In 2011, he received the Society of Nuclear Medicine's Loevinger Berman Award for his dosimetry research. His current title is Research Professor Emeritus. He belongs to a family consisting of his wife Mary,

three adopted children, one each from Vietnam, India, and South Korea, and seven grandchildren. Their story is told in Mary's memoir, *The Year the Trees Didn't Die*.



RAJAT KUDCHADKER, PhD

Rajat Kudchadker received his PhD degree in 1996 from the University of Missouri. After


spending three years teaching physics at Idaho State University, he joined the Department of Radiation Physics at the University of Texas MD Anderson Cancer Center. Dr. Kudchadker is currently Professor and Genitourinary physics section chief at MD Anderson Cancer Center. Dr. Kudchadker has served in many capacities in AAPM and the Southwest Chapter of AAPM. He is currently chair of the Work Group on Coordination of Medical Physics Residency programs, and serves as an Associate Editor of the *Journal of Applied Clinical Medical Physics*. He is certified by the ABR in Therapeutic Radiological Physics and is participating in Maintenance of Certification. Dr. Kudchadker is also active in medical physics education and contributes to the MD Anderson therapy physics residency and graduate education programs. Dr. Kudchadker has published over 75 manuscripts in peer-reviewed journals.



**KENNETH MATTHEWS,
II, PhD**

Kenneth “Kip” Matthews, II received his PhD in 1997 from the University of Chicago. He is

certified by the ABR in Nuclear Medical Physics. After additional training at Rush University, he joined the Louisiana State University Department of Physics & Astronomy in 2001. At LSU, he is a tenured Associate Professor, the deputy director of the graduate program in Medical Physics & Health Physics, and the director of the Physics & Astronomy Research Experience for Undergraduates program. Dr. Matthews developed the imaging physics curriculum at LSU, and currently teaches courses on radiation instrumentation and radiation shielding. He has supervised 13 MS students and one PhD student, and has published 27 peer-reviewed articles. Within AAPM, he currently chairs the Undergraduate Summer Fellowship and Outreach Subcommittee, and was the 2016 president of the Southwest Chapter of AAPM.



PAUL MEDIN, PhD

Paul Medin received a PhD degree in 1998 from the University of California Los Angeles. Upon completing the

Clinical Medical Physics Residency Program at the University of Minnesota, he became the first person in history to receive both a PhD degree and a residency certificate from CAMPEP-accredited programs. Dr. Medin has since held faculty positions in the Radiation Oncology Departments at the University of Minnesota, UCLA and the University of Nebraska, and is currently at the University of Texas Southwestern Medical Center. Dr. Medin has founded 2 CAMPEP-accredited residency programs and serves as a residency program reviewer for CAMPEP. The research aspect of Dr. Medin’s career has been focused on developing realistic models to study the dose-response of the nervous system to stereotactic body radiotherapy. Dr. Medin is certified by the ABR in Therapeutic Radiologic Physics and has published over 30 papers in peer-reviewed journals.



**MICHAEL MUNLEY,
PhD**

Michael T. Munley received a PhD in 1993 from Duke University. He then completed clinical

medical physics training and was a member of the faculty in Radiation Oncology at Duke University Medical Center until 2001. Dr. Munley joined the faculty at Wake Forest School of Medicine in 2001 where he is now Professor of Radiation Oncology and

Section Head of Physics. Dr. Munley has served in many capacities within AAPM. To note, he has served as Chapter President of the SEAAPM, was the Chair of WGMIR, and is the first author of an AAPM report. He is certified by the ABR in Therapeutic Radiologic Physics. Dr. Munley has more than 65 peer-reviewed manuscripts (h-index=23) and more than 100 abstracts and presentations. He has been PI or co-Investigator on 16 grants and has directly trained more than 30 individuals in Radiation Oncology, Medical Physics and/or Imaging as an advisor, graduate committee member or formal mentor.



SUJATHA PAI, MS

Sujatha Pai completed her post graduate studies from SUNY Stony Brook, New York. She started her career as a clinical medical physicist and faculty member at SUNY School of Medicine at Stony Brook. Ms. Pai has worked in both academic and community based hospital systems and has 25 years of clinical and teaching experience. Her passion has been to improve treatment of cancer patients through clinical research, innovation and mentorship of healthcare professionals. She has trained hundreds of medical physicists, dosimetrists, post-doctoral fellows and radiation therapy technology students in their respective areas. Ms. Pai has served on scientific committees

throughout her career and has been appointed to or chaired numerous committees and task groups in AAPM. Her research interests now focus on brachytherapy modalities and radiotherapy QA instrumentation.



BHASKARAN PILLAI, PhD

Bhaskaran K. Pillai worked as a Senior Scientific officer heading the Division of Medical Physics at the Bhabha Atomic Research Center, India. He obtained a MS in Radiological Sciences at the University of Wisconsin, and a PhD in Biomedical Physics at the UT Health Science Center, San Antonio. He is certified by the ABR in Therapeutic, Diagnostic and Medical Nuclear Physics. He was a member of several committees of AAPM and has several publications to his credit, including a book chapter; several abstracts and presentations at national and international conferences. Dr. Pillai is currently a full-time volunteer and Professor at the Amrita University, India, where he trained and mentored 48 Medical Physicists. In August 2013, he instituted a two-year Post Graduate Diploma program in Medical Radiological Sciences, employing a distance learning internet tool where an all-volunteer faculty from the USA, Canada, and Australia interactively teach students in India.



**NICOLE RANGER,
MSc**

Nicole Ranger received a Master's degree in 1988 from McGill University. After completing

the Master's Program, she decided to delay pursuit of a PhD and accepted a position as a junior Medical Physicist at the University of Pennsylvania. In subsequent years Ms. Ranger worked at other leading academic medical centers, most notably Duke University where she developed expertise in image quality metrics in Digital Radiography. She served as a subject matter expert in OSL dosimetry for Landauer until recently when she returned to clinical medical physics. She currently serves on the Mammography Sub-Committee, the Radiography & Fluoroscopy Sub-Committee, as Co-Chair of AAPM TG150, Chair of the Women Professionals Sub-Committee, and as a founding member of the IOMP Women's Committee. Ms. Ranger has previously served as Co-Director and Director of the Imaging Education Program for the Annual meeting and as the founder of the Women Medical Physicist Luncheon, a successful event that continues to this day.



JOHN ROESKE, PhD

Dr. Roeske received a PhD in Medical Physics in 1992 from the University of Chicago. After completing a

post-doctoral fellowship, he joined the faculty of the Department of Radiation Oncology at the University of Chicago. In 2007, he was recruited to Loyola University Medical Center as Professor and Director of Medical Physics within the Department of Radiation Oncology. Over the years, he has been actively involved in teaching medical physics graduate students and residents, and has served as a PhD advisor and committee member for numerous trainees. He also has mentored several post-doctoral fellows who have continued in the field of medical physics. Dr. Roeske has served as a Board Member and President of the Midwest Chapter of AAPM. He has published over 100 peer-reviewed articles, and is the co-editor of two textbooks.



BILL SALTER, PhD

Bill Salter received a PhD in Medical Physics in 1996 from the University of Texas Health Science Center at San

Antonio, serving as faculty there until 2005, and ultimately being promoted to Director of Medical Physics. He moved

to the University of Utah in 2005 where he is currently Tenured Professor and Chief, Division of Medical Physics. Dr. Salter is co-chair of the AAPM IMRT Working Group, and has served or is currently serving on Task Groups 66 on Virtual Simulation, 101 on SBRT, 119 on IMRT QA, 154 on Ultrasound Image Guidance, 76 on Update on Respiratory Motion Management and 117 on MRI QA for SRS. He is a past President of the Southwest Chapter of AAPM and has mentored multiple students to PhD and MS degrees in medical physics. He is certified by the ABR in Therapy Physics, has been an ABR oral examiner since 2010, and has published 57 peer reviewed papers.



**L. JOHN SCHREINER,
PHD**

John Schreiner received a PhD degree in 1985 from the University of Waterloo and joined McGill University as a medical physicist. In 1997 he became Chief Physicist at the Kingston General Hospital. He is Adjunct Full Professor (Oncology & Physics) at Queen's University. Dr. Schreiner has served medical physics as Newsletter editor for the Canadian Organization of Medical Physicists; examiner, board member, and President of the Canadian College of Physicists in Medicine; and is still active on COMP committees. He was a founder and organizer for 9

biennial International Conferences on 3-Dimensional Dosimetry and edited 2 conference proceedings. He served on the Editorial Board for Medical Physics and is a senior associate editor. He is particularly proud of two achievements: introducing researchers internationally to 3D dosimetry and supervising over 120 trainees at various levels, introducing them to radiation therapy medical physics. These trainees helped Dr. Schreiner publish research in approximately 100 peer reviewed papers.



**ANIL KUMAR
SHARMA, PhD**

Anil Sharma received a post graduate Diploma in Radiological Physics in 1975 from Bombay University and a PhD degree in 1994 from S.K. University, Anantapur, India. After completing a post-doc fellowship at Long Beach Memorial Medical Center, Long Beach, CA, he joined the Department of Radiation Oncology in 1996, where he is now the Director of Medical Physics and also Clinical Professor of Radiation Oncology Physics at the University of California, Irvine. Dr. Sharma has served in many capacities in the AAPM. He served the Southern California chapter as Treasure and President. He also served as Associate Editor of Brachytherapy International Journal. He is certified by the ABR and ABMP in Radiation Oncology

Physics. He has contributed enormously in the field of brachytherapy by teaching brachytherapy techniques internationally. Dr. Sharma has more than 80 publications and presentations.



RAMON ALFREDO SIOCHI, PhD

Alf Siochi graduated from Virginia Tech in 1990 with a PhD in Solid State Physics. He received an MS

in Radiological Physics in 1995 from the University of Cincinnati. He worked for Siemens, becoming the Inventor of the Year in 2000, with 22 patents in radiotherapy. He has also worked for St. Jude Children's Hospital, the University of Iowa, and West Virginia University, where he is now Professor and Director of Medical Physics in the Department of Radiation Oncology. He is a diplomate of the ABR. He has led many IT, quality, and safety related committees within AAPM and ASTRO, co-chairs the Radiation Oncology Safety Stakeholders Initiative, serves on the editorial board of JACMP, and is secretary of the Penn-Ohio Chapter. He has mentored 20 graduate students and residents, published more than 50 articles, given more than 80 regional, national, and international presentations, and written more than 30 SQL and 40 software applications.



R. JASON STAFFORD, PhD

R. Jason Stafford, PhD obtained his terminal degree in 2001 from the University of Texas

Graduate School of Biomedical Sciences. He is certified by the ABR in Diagnostic Medical Physics. Dr. Stafford won both the John C. Cameron Young Investigator Award at AAPM (2001) and the Alfred Knudson Award for best dissertation at M.D. Anderson. Dr. Stafford joined the faculty of the University of Texas M.D. Anderson Cancer Center as an Assistant Professor and is now a Professor. He is Chief of MR and Ultrasound Physics, supervising 6 qualified medical physicists, 6 medical imaging technologists, and 2 physics technologists, in one of the busiest MR clinics in America. Besides his clinical responsibilities, Dr. Stafford has published more than 90 peer-reviewed manuscripts, received multiple nationally peer-reviewed research grants and sponsored research agreements, and is an active member of the teaching faculty in the CAMPEP accredited Medical Physics program. Dr. Stafford has participated in many professional activities for the AAPM, RSNA, ISMRM and Society for Thermal Medicine.



**SUGATA TRIPATHI,
PhD**

Sugata Tripathi obtained a PhD From the University of Kentucky and joined the Marshfield

Clinic Health System in 2003. During his time there, Dr. Tripathi designed and commissioned a number of state-of-the-art multi-modality departments, helping the practice grow substantially in its size and scope. Dr. Tripathi is certified by the ABR. He also volunteers for the ABR in the clinical exam committee. Dr. Tripathi has been an active member of the local North Central chapter, having designed the chapter website, and served as the website editor for ten years. He has also served as the NCCAAPM chapter president. Dr. Tripathi has volunteered for AAPM in many workgroups, committees, and subcommittees, and has been active in Vendor Relations and Product Usability issues, having served as chair and vice-chair of the subcommittee. His volunteer efforts involve practical and professional issues, through AAPM symposia and committee work focusing on the practice of Medical Physics.



**THADDEUS WILSON,
PhD**

Thaddeus Wilson received a PhD degree in 2000 from the University of Wisconsin. Upon

completion of his degree he took a position as Assistant Professor at the University of Tennessee in Memphis in the Department of Radiology, where he now holds the rank of Associate Professor in the departments of radiology and biomedical engineering. As part of his duties, he is integral in teaching of residents and medical, pharmacy and graduate engineering students in the physics principles of diagnostic imaging. He performs clinical physics at two of the affiliate hospitals to support advanced imaging and radiation safety, acting as RSO at one of them. He has had 9 peer reviewed articles and some extramural funding from NIH. His service includes numerous committees and leadership roles for AAPM, ARRT, AIUM and ABR. He has served twice as the Memphis faculty senate president and on the Board of Trustees for the UT System.

JOHN S. LAUGHLIN YOUNG SCIENTIST AWARD



XUN JIA, PhD

Xun Jia received his PhD degree in Physics from the University of California Los Angeles in 2009 and completed postdoctoral fellow training at the Department of Radiation Medicine and Applied Sciences, University of California San Diego (UCSD) in 2009-2011. After completing training, he joined the faculty team at UCSD. In 2013, Dr. Jia moved to Texas where he is currently an associate professor and medical physicist in the Department of Radiation Oncology,

University of Texas Southwestern Medical Center (UTSW). Dr. Jia's research interest is developing high-performance computing tools for radiotherapy. He has made significant contributions to GPU-based Monte Carlo simulation for both conventional and particle therapy, as well as GPU-based 3D/4D cone beam CT reconstruction. He has published ~90 manuscripts, two book chapters, and one edited book. His research has received support from federal, state, and industrial funding agencies. On the clinical side, Dr. Jia is a member of the high-dose-rate brachytherapy team at UTSW. In addition to covering the clinic, he has developed and clinically implemented an AutoBrachy system to improve treatment planning quality and efficiency. Dr. Jia also serves the medical physics community. He established a Medical Physics track under the Biomedical Engineering graduate program at UTSW and is currently serving as the director. He is an Associate Editor of Medical Physics and the *Journal of Applied Clinical Medical Physics*, a member of the International Advisory Board of *Physics in Medicine and Biology*, as well as the medical physics moderator of arxiv.org. He is also a member of multiple AAPM committees.

MARVIN M. D. WILLIAMS PROFESSIONAL ACHIEVEMENT AWARD RECIPIENTS

Gail D. Adams	1989	Edwin C. McCullough	2005
Peter R. Almond	1990	Edward S. Sternick	2006
Ann E. Wright	1991	Michael D. Mills	2007
John S. Laughlin	1992	Edward Lee Nickoloff	2008
Robert O. Gorson	1993	Melissa Carol Martin	2009
Robert J. Shalek	1994	Walter Grant	2010
Nagalingam Suntharalingam	1995	Benjamin R. Archer	2011
James A. Purdy	1996	William F. Hanson	2012
Colin G. Orton	1997	Marilyn Stovall	2013
Faiz M. Khan	1998	Herbert W. Mower	2014
Jimmy O. Fenn	1999	Christopher H. Marshall	2015
Moses A. Greenfield	2000	Jean M. St. Germain	2015
Stewart C. Bushong	2001	Keith J. Strauss	2016
Bhudatt R. Paliwal	2002	Stephen Balter	2017
James B. Smathers	2003	Michael T. Gillin	2017
Kenneth R. Hogstrom	2004		

MARVIN M. D. WILLIAMS PROFESSIONAL ACHIEVEMENT AWARD




STEPHEN BALTER, PhD

Dr. Balter's career has bridged clinical imaging, therapy and industry. Starting with a MS in Radiological Physics, he went to Memorial and became chief of both the brachytherapy and diagnostic radiology physics services. He co-founded the AAPM's Diagnostic Committee. While working at Memorial, he completed a PhD in experimental physics.

Later, Dr. Balter moved to a medical physicist position at Philips and became an Associate Professor at Cornell. At Philips, he worked on interventional fluoroscopy, DSA, computed radiography; and the use of physics analytic tools in healthcare workflow.

Subsequently, Dr. Balter took a position at Lenox Hill Hospital where he worked in the interventional cardiology laboratory and developed the hospital's HDR and emerging vascular brachytherapy programs. He moved with the cardiac team to Columbia in 2005 where he was promoted to Professor. During this time, he became involved with several scientific and professional organizations. He chaired an NCRP committee that produced report 168 on fluoroscopically guided interventions. His current research interests include the investigation of fluoroscopic radiation use, hazards, and management.

Dr. Balter is a fellow of AAPM, ACMP, ACR, SCAI and SIR. He received the Sones award from SCAI, the lifetime achievement award from the Upstate New York Chapter of the AAPM and the Failla award from RAMPS. He has also served as vice-president of the RSNA; as president of RAMPS, and on the AAPM Board of Directors. He continues to facilitate dialog between domains such as clinical practice, standards, government, industry, and academia.



MICHAEL GILLIN, PhD

Michael T. Gillin, Ph.D., FAAPM, FACMP, FACR, FASTRO is Professor, Deputy Chairman, and Chief of Clinical Services in the Department of Radiation Physics at the UT MD Anderson Cancer Center. In his 45 years as a medical physicist, Dr. Gillin has worked at three different medical facilities, namely Walter Reed Army Medical Center, the Medical College of Wisconsin, and MD Anderson. In his fifteen years at MD Anderson, Dr. Gillin has led teams that

have commissioned and support one orthovoltage unit, one Gammaknife, one proton center with a spot scanning beam line, and sixteen electron accelerators. He is the faculty champion for the radiation oncology EMR and its interface to the hospital medical record. Dr. Gillin started his career using a slide rule and hand compounding isodose curves and now works to define end-to-end testing of highly integrated, multi-vendor imaging and treatment delivery systems.

Dr. Gillin has authored approximately 200 clinical and physics publications, including works on hyperthermia, orthovoltage, brachytherapy, photons, electrons, and protons. He is particularly proud of his articles, which define the role of technology in the spectrum of care offered in radiation oncology.

In his career, Dr. Gillin has been active within AAPM, the ACMP, the ACR, ASTRO, and the RTOG. He has held numerous positions within these organizations.


Michael Gillin and Pamela Newberry, his wife of more than 25 years, are the proud parents of three grown children, three grandchildren, three grand cats and two grand dogs. Their children and grandchildren have provided them great joy, balancing their professional careers.

EDITH H. QUIMBY LIFETIME ACHIEVEMENT AWARD RECIPIENTS

Arnold Feldman	1996	Benjamin R. Archer	2010
Robert O. Gorson	1997	Laurence P. Clarke	2010
John Hale	1998	Joel E. Gray	2011
Jon H. Trueblood	1998	Martin S. Weinhaus	2011
Kenneth A. Wright	1998	Charles A. Mistretta	2012
Perry Sprawls	1999	Edward S. Sternick	2012
Joe P. Windham	1999	Kenneth N. Vanek	2012
William F. Hanson	2000	Caridad Borrás	2013
Mary L. Meurk	2000	Norbert J. Pelc	2013
Amos Norman	2002	George Starkschall	2013
Stewart C. Bushong	2003	Howard Ira Amols	2014
Radhe Mohan	2003	Bruce H. Curran	2014
Donald E. Herbert	2004	Edward Lee Nickoloff	2014
Azam Niroomand-Rad	2006	Larry A. DeWerd	2015
Lawrence N. Rothenberg	2007	Kunio Doi	2015
Marilyn Stovall	2007	Melissa Carol Martin	2015
James M. Galvin	2008	Wendell R. Lutz	2016
Kenneth R. Kase	2008	Robert J. Pizzutiello	2016
James A. Deye	2009	Michael V. Yester	2016
Lawrence E. Reinstein	2009	G. Donald Frey	2017
Raymond L. Tanner	2009	John W. Wong	2017

CONNECTING OUR PATHWAYS.
UNIFYING OUR PROFESSION.

EDITH H. QUIMBY LIFETIME ACHIEVEMENT AWARD




G. DONALD FREY, PhD

Dr. Frey was born in Buffalo, NY and received a BS in physics from Canisius College. He then attended the University of South Carolina where he studied low energy nuclear spectroscopy. Following his graduation he joined the US Army. After a brief service in the army, he moved to the Medical University of South Carolina. He was instrumental in leading the transition to digital imaging at MUSC which was one of the earliest adopters of the technology. He was also

noted for his efforts in education in mammographic imaging for medical physicists. He retired from MUSC as a Professor of Radiology after forty-four years of service. He is currently Associate Executive Director of The American Board of Radiology.

Dr. Frey has served in volunteer positions for many professional organizations. He has served as president of the SEAAPM, AAPM and CAMPEP. He has also served as an Associate Editor of the *American Journal of Roentgenology* and *Physica Medica*. He is a fellow of AAPM, the ACR and the IOMP.



JOHN W. WONG, PhD

Dr. Wong is presently Professor and Director of Medical Physics in the Department of Radiation Oncology and Molecular Radiation Sciences at Johns Hopkins University. He received a doctoral degree in 1982 from the University of Toronto under the mentorship of (the late) Harold Johns and Mark Henkelman. Prior to joining Hopkins in 2004, Dr. Wong worked under Dr. James Purdy at the Washington University in St. Louis until 1992, and then as the Director of

Medical Physics at William Beaumont Hospital in Royal Oak, MI.

Dr. Wong has broad research and clinical interests ranging from dose calculations, methods of treatment delivery and verification in radiation therapy and pre-clinical radiation research. Dr. Wong is an author of over 170 peer-reviewed scientific publications and 20 book chapters. He has been a principal investigator or co-investigator on 20 research initiatives funded by public agencies and industries. He is the co-inventor of the Active Breathing Coordinator, flat panel Cone-Beam CT and the Small Animal Radiation Research Platform (SARRP) that have been commercialized as radiation therapy products for the clinical and research community.


Dr. Wong is a recipient of the George Edelstyn Lecture Medal from the Royal College of Radiology, UK in 2001. His current research focus is on molecular optical imaging for pre-clinical radiation research, robotic ultrasound imaging for IGRT and informatics infrastructure for data sharing in radiation oncology. He is committed to advancing cancer treatment through education, research and collaboration.

WILLIAM D. COOLIDGE GOLD MEDAL RECIPIENTS

William D. Coolidge	1972	Robert Loevinger	1995
Robert J. Shalek	1973	Leonard Stanton	1996
John S. Laughlin	1974	James A. Purdy	1997
Marvin M. D. Williams	1975	Bengt E. Bjarngard	1998
Harold E. Johns	1976	Faiz M. Khan	1999
Edith E. Quimby	1977	Lowell L. Anderson	2000
Lawrence H. Lanzl	1978	Ravinder Nath	2001
Herbert M. Parker	1979	Bhudatt R. Paliwal	2002
John R. Cameron	1980	Kenneth R. Hogstrom	2003
James G. Kereiakes	1981	C. Clifton Ling	2004
Gail D. Adams	1982	Gary T. Barnes	2005
Edward W. Webster	1983	Ervin B. Podgorsak	2006
Robley D. Evans	1984	Arthur L. Boyer	2007
Jack S. Krohmer	1985	Paul L. Carson	2008
Warren K. Sinclair	1986	Willi A. Kalender	2009
Gordon L. Brownell	1987	David W. O. Rogers	2010
John R. Cunningham	1988	Richard L. Morin	2011
William R. Hendee	1989	Stephen R. Thomas	2012
Peter R. Almond	1990	Benedick A. Fraass	2013
Moses A. Greenfield	1991	Thomas Rockwell Mackie	2014
Nagalingam Suntharalingam	1992	Maryellen L. Giger	2015
Colin G. Orton	1993	Paul M. DeLuca	2016
F. Herb Attix	1994	Jatinder R. Palta	2017

CONNECTING OUR PATHWAYS.
UNIFYING OUR PROFESSION.

WILLIAM D. COOLIDGE GOLD MEDAL RECIPIENT FOR 2017



JATINDER R. PALTA, PhD

Jatinder R. Palta was born in India and received his undergraduate degree in engineering and physics from Punjab University. He came to the US in 1976 and completed his Ph.D. in Medical Physics at University of Missouri in 1981. His pioneering graduate research in the application of Monte Carlo techniques to megavoltage photon beam transport became the genesis of a gold standard in radiotherapy dose computations. Dr. Palta

completed his clinical training under the tutelage of Drs. Shalek and Hogstrom at the MD Anderson Cancer Center and started his first academic job in 1983 at Thomas Jefferson University with Dr. Suntharalingam. He was recruited as the Chief of Physics by St. Jude Children's Research Hospital in 1990 and subsequently by the University of Florida as Professor and Chief of Physics in 1993. After 20 years at UF, he took a leadership position with the Veterans Health Administration as National Chief of Physics in Radiation Oncology to fulfill his dream of improving the quality and safety of radiotherapy for over 40,000 veterans treated annually nationwide. He also serves as tenured Professor and Chair of the Division of Medical Physics at Virginia Commonwealth University.

Dr. Palta is internationally recognized for his clinical research and educational activities in advanced radiotherapy techniques, quality assessment, medical informatics, and quality assurance. He has published over 200 journal articles, book chapters, and research reports. He developed a novel IT infrastructure that allowed Web-based rapid peer review of radiotherapy planning data for proactive quality assurance. His design paradigm of rapid review, which was published 15 years ago, is now routinely used by clinical trial groups to ensure consistency of target and normal structure delineation and assess the quality of treatment plans for advanced technology clinical protocols. He garnered millions of dollars in funding for his research and development efforts in medical informatics from NIH in the last 20 years.

Dr. Palta has served the profession of medical physics with distinction for the last three decades. He is a Board Member, current Administrative Council Chair, past Science Council Chair and past Therapy Physics Committee Chair of AAPM. He has contributed to several scientific task group reports that have direct bearing on the implementation and quality assurance of advanced radiotherapy techniques. He was also the Director of four very successful AAPM Summer Schools. Dr. Palta's contributions to the service of the radiation oncology community have been extensive. He is a past Board Member of ASTRO and has served as the Chair of the ASTRO Research Council, Radiation Physics Committee, Integrating the Healthcare Enterprise in Radiation Oncology Task Force, and National Radiation Oncology Registry. He has been responsible for the development of ASTRO educational courses for practicing radiation oncologists in practically all advanced radiotherapy techniques. Dr. Palta's professional career is now focused on enhancing the quality and safety of radiotherapy in the US and globally.

Dr. Palta is a proud father of two daughters; one devoted to the care of cancer patients and the other focused on health research in aging.

Music provided by Cheza String Quartet



Congratulations

to all of the Award Recipients!

American Association of Physicists in Medicine

1631 Prince Street • Alexandria, VA 22314

www.aapm.org